


Jamato[®]

INDUSTRIAL SEWING MACHINE

**ILLUSTRATED SPARE PARTS LIST
FOR
HIGH SPEED
CYLINDER BED INTERLOCK MACHINE
WITH
DIFFERENTIAL FEEDING**



MODELS & DEVICES

VC3611-D

VC3711-D

VC3645P-D

UT

UT-A

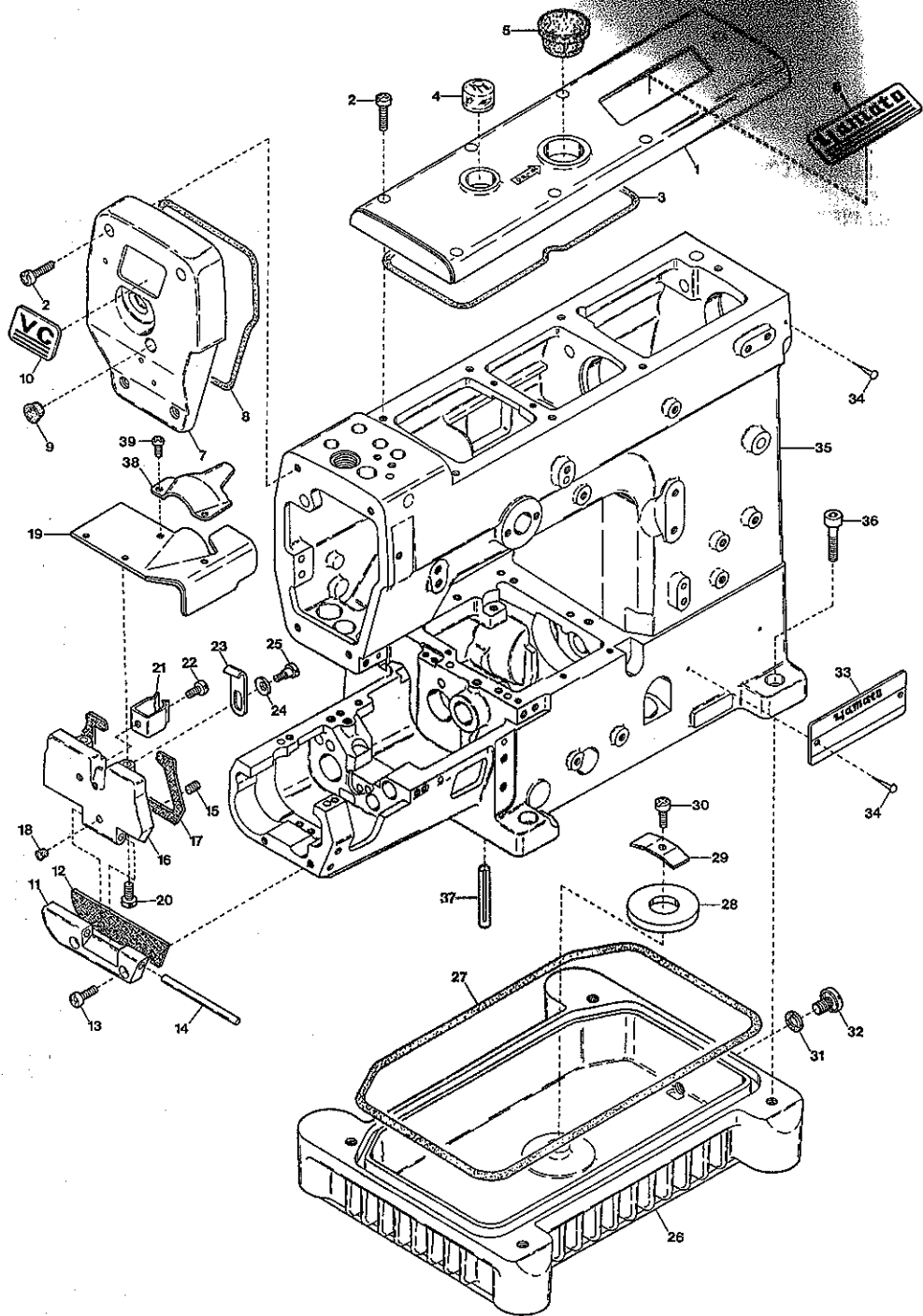
AS3

CONTENTS

目次

| | | |
|--|-------------------------|----|
| MISCELLANEOUS COVERS(1) | カバー関係(1) | 1 |
| " " (2) | " (2) | 2 |
| MISCELLANEOUS THREAD EYELETS | 糸道関係 | 3 |
| MISCELLANEOUS BUSHINGS & EYE GUARD | フッシュ及びアイガード関係 | 4 |
| MAIN SHAFT DRIVING MECHANISM | 下軸機構 | 5 |
| UPPER SHAFT & NEEDLE THREAD TAKE-UP MECHANISM | 上軸及び針糸繰り機構 | 6 |
| NEEDLE BAR MECHANISM | 針棒機構 | 7 |
| PRESSER FOOT MECHANISM | 押エ機構 | 8 |
| LOOPER DRIVING MECHANISM | ルーパ機構 | 9 |
| FEED DRIVING CONTROL MECHANISM | 前送り調節機構 | 10 |
| NEEDLE GUARD & FEED DRIVING MECHANISM | 針受ケ及び送り機構 | 11 |
| KNIFE DRIVING MECHANISM | メス機構 | 12 |
| MISCELLANEOUS SUCTION PIPE | 吸込管関係 | 13 |
| LUBRICATING MECHANISM | 給油機構 | 14 |
| SPREADER MECHANISM | 飾り糸ルーパ機構 | 15 |
| MISCELLANEOUS TOP COVER THREAD | 飾り糸関係 | 16 |
| PULLER MECHANISM EXCLUSIVE PARTS(1) | プラー機構専用部品(1) | 17 |
| " " (2) | " (2) | 18 |
| " " (3) | " (3) | 19 |
| VC3611-156L-D, 145L-D, VC3711-148L-D, 156L-D EXCLUSIVE PARTS | サブモデル専用部品 | 20 |
| VC3645P-D EXCLUSIVE PARTS(1) | サブモデル専用部品(1) | 21 |
| " " (2) | " (2) | 22 |
| "UT" DEVICE(1) | "UT"装置(1) | 23 |
| " (2) | " (2) | 24 |
| " (3) | " (3) | 25 |
| " (4) | " (4) | 26 |
| "UT-A" DEVICE(1) | "UT-A"装置(1) | 27 |
| " (2) | " (2) | 28 |
| " (3) | " (3) | 29 |
| " (4) | " (4) | 30 |
| "AS3" DEVICE | "AS3"装置 | 31 |
| EXTRA PARTS | 特注部品 | 32 |
| THREAD STAND & SUPPORTING BOARD | 糸立台及び受ケ板 | 33 |
| LIST of MAIN SPARE PARTS | 主要部品リスト | 34 |
| INDEX | 索引 | 35 |

Illustration of this Parts Book is based on the Model VC3611-040L(048L, 056L)-D.
 このパーツブックは VC3611-040L(048L, 056L)-Dを基本モデルにしてイラストを作成しております。

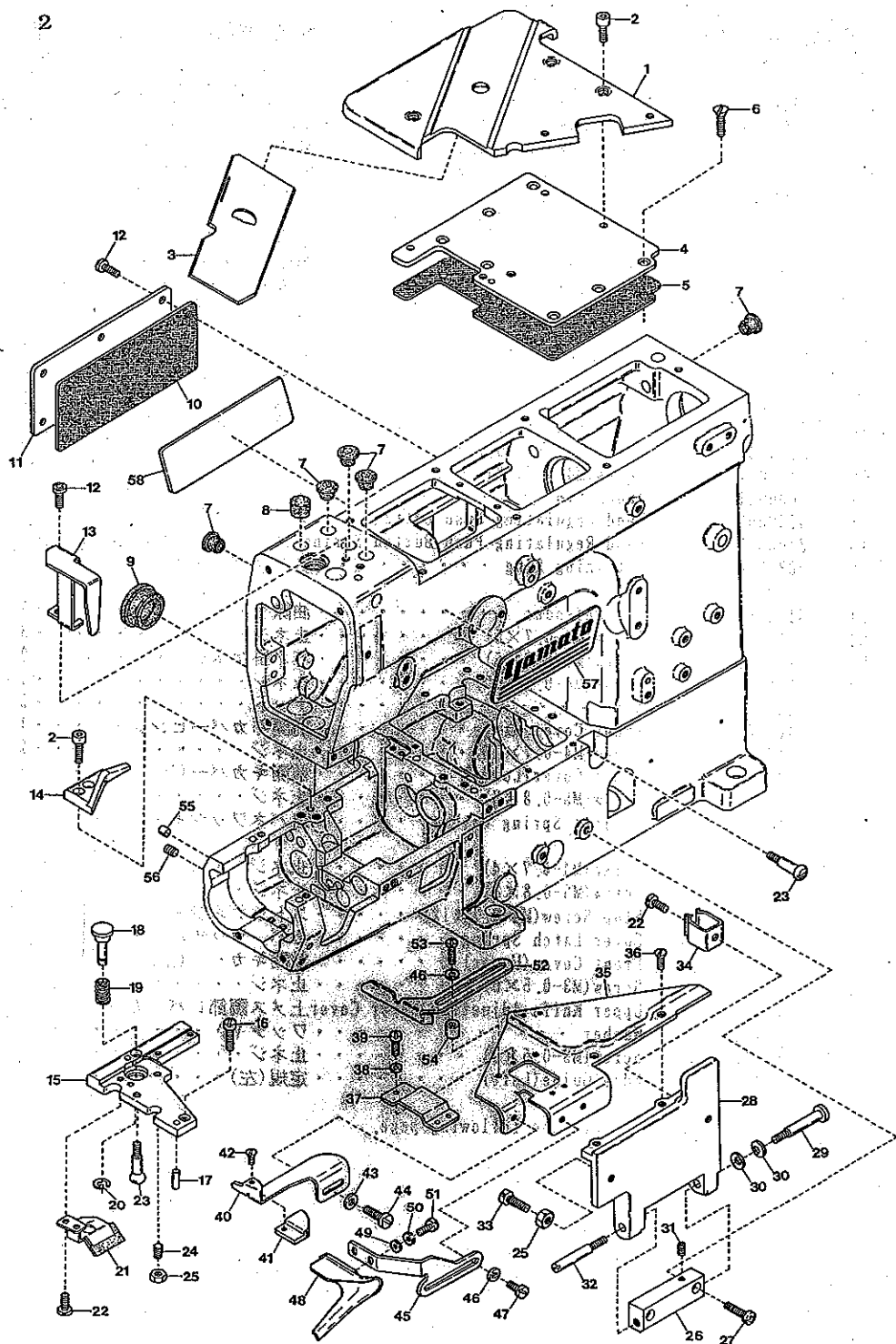


MISCELLANEOUS COVERS(1)

カバー関係(1)

| Ref. No | Parts No | Description | 品名 | 1 Amt. Req. |
|---------|----------|------------------------------|---------------|-------------|
| 1 | 3100012 | Top Cover | 上カバー | 1 |
| 2 | 110045 | Screw(M4-0.7×12) | 止ネジ | 11 |
| 3 | 3100013 | Top Cover Gasket | 上カバーパッキン | 1 |
| 4 | 0068011 | Oil Sight Window | オイル確認窓 | 1 |
| 5 | 0020759 | Top Cover Seal Plug | 上カバー詰栓 | 1 |
| 6 | 390069 | Brand Name Plate(76.5) | 銘板 | 1 |
| 7 | 3100010 | Head Cover | ヘッドカバー | 1 |
| 8 | 3100011 | Head Cover Gasket | ヘッドカバーパッキン | 1 |
| 9 | 0093864 | Head Cover Seal Plug | 詰栓 | 1 |
| 10 | 390072 | "VC" Emblem | VCエンブレム | 1 |
| 11 | 3100040 | Side Cover Hinge | 横開キカバーヒンジ | 1 |
| 12 | 3100041 | Side Cover Hinge Gasket | 横開キカバーヒンジパッキン | 1 |
| 13 | 110048 | Screw(M4-0.7×10) | 止ネジ | 2 |
| 14 | 3100042 | Side Cover Hinge Pin | 横開キカバーヒンジピン | 1 |
| 15 | 160000 | Screw(M3-0.5×3) | 止ネジ | 1 |
| 16 | 3100043 | Side Cover | 横開キカバー | 1 |
| 17 | 3100044 | Side Cover Gasket | 横開キカバーパッキン | 1 |
| 18 | 000924 | Seal Plug(Rubber) | 詰栓(ゴム) | 1 |
| 19 | 3110160 | Cloth Plate | クロスプレート | 1 |
| 20 | 110041 | Screw(M4-0.7×8) | 止ネジ | 2 |
| 21 | 0094201 | Cover Latch Spring | カバーラッチバネ | 1 |
| 22 | 110012 | Screw(M4-0.7×5) | 止ネジ | 1 |
| 23 | 3100046 | Side Cover Hook | 横開キカバーフック | 1 |
| 24 | 300101 | Conical Spring Washer | 皿バネワッシャ | 1 |
| 25 | 170002 | Screw(M4-0.7×5) | 止ネジ | 1 |
| 26 | 3100004 | Oil Reservoir | 油受け | 1 |
| 27 | 3100005 | Oil Reservoir Gasket | 油受けパッキン | 1 |
| 28 | 0020143 | Magnet | マグネット | 1 |
| 29 | 0020144 | Magnet Holder | マグネット押エ | 1 |
| 30 | 110013 | Screw(M4-0.7×8) | 止ネジ | 1 |
| 31 | 0020137 | Drain Hole Seal | 油抜キネジパッキン | 1 |
| 32 | 005075 | Screw(3/8-24×8) | 油抜キネジ | 1 |
| 33 | 4109403 | Model Plate(See the below) | 型式板(下地参照) | 1 |
| 34 | 000726 | Rivet | 止メ鋸 | 3 |
| 35 | 3110150 | Machine Frame Unit | アームベッド(組) | 1 |
| 36 | 120016 | Screw(M8-1.25×20) | 止ネジ | 4 |
| 37 | 340000 | Machine Frame Supporting Bar | ベッド支エ棒 | 4 |
| 38 | 3110185 | Supplementary Cloth Plate | クロスプレート補助板 | 1 |
| 39 | 006233 | Screw(M3-0.5×5) | 止ネジ | 2 |

(注) 型式板を御注文の際は機種名(ゲージ記号,付帯装置含む)をお知らせ下さい。
 Note: Order for Model Plate must be accompanied by model designation(including symbols of gauge and devices).

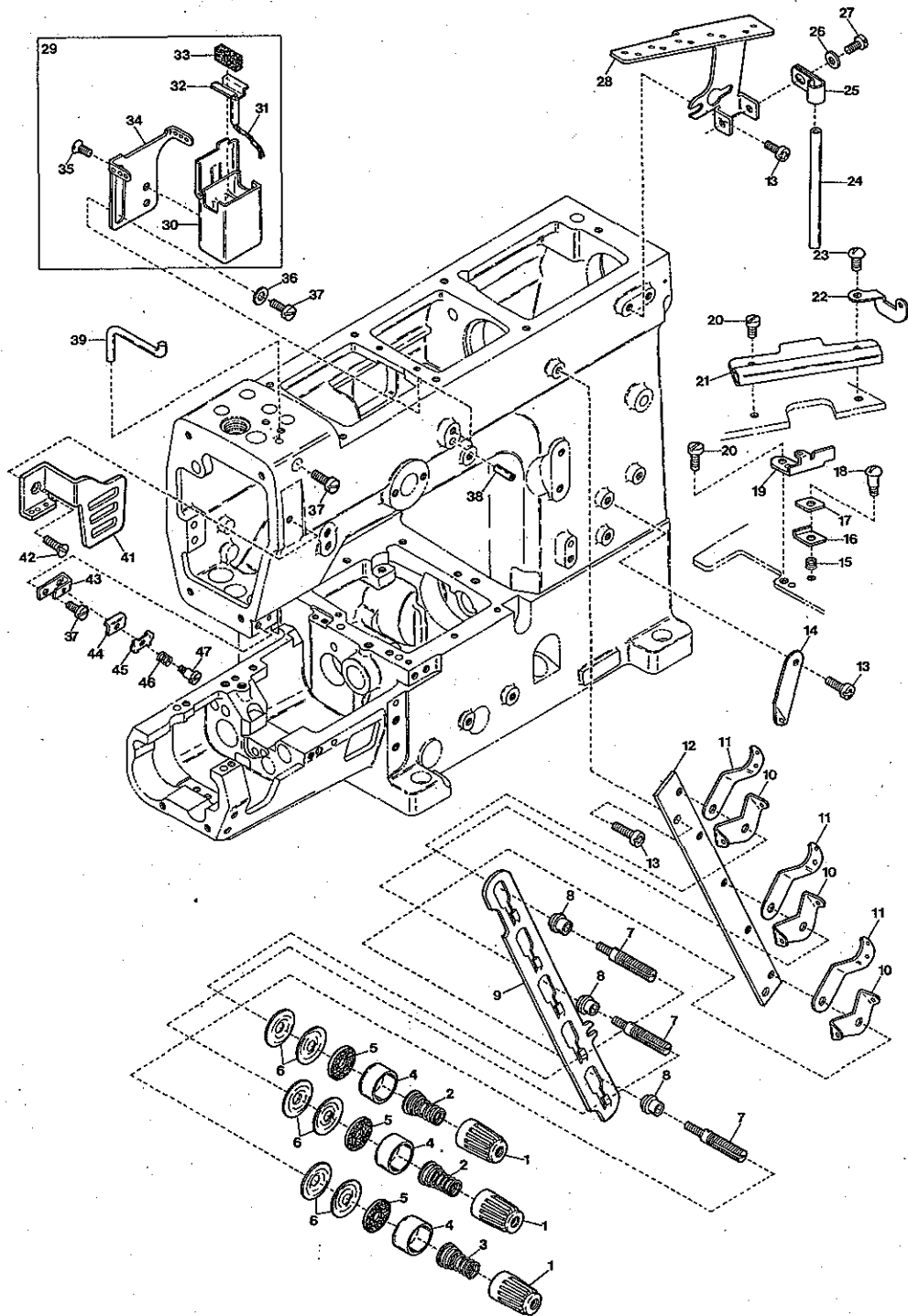


MISCELLANEOUS COVERS (2)

カバー関係(2)

| Ref. No. | Parts No. | Description | 品名 | Amt. Req. |
|----------|-----------|-----------------------|-----------|-----------|
| 41 | 3110072 | Edge Guide Chip | 定規チップ | 1 |
| 42 | 004182 | Screw(3/32-56×2.5) | 止ネジ | 1 |
| 43 | 000005 | Washer | ワッシャ | 2 |
| 44 | 110008 | Screw(M4-0.7×5.4) | 止ネジ | 2 |
| 45 | 3110108 | Fabric Guide Holder | 布ガイド台 | 1 |
| 46 | 000538 | Washer | ワッシャ | 4 |
| 47 | 110009 | Screw(M4-0.7×8) | 止ネジ | 2 |
| 48 | 3110115 | Fabric Guide | 布ガイド | 1 |
| 49 | 000535 | Washer | ワッシャ | 2 |
| 50 | 000644 | Spring Washer | スプリングワッシャ | 2 |
| 51 | 004358 | Screw(9/64-40×5.6) | 止ネジ | 2 |
| 52 | 3110109 | Fabric Guide(Right) | 布ガイド(右) | 1 |
| 53 | 110043 | Screw(M4-0.7×14) | 止ネジ | 2 |
| 54 | 2100265 | Spacer | スペーサ | 2 |
| 55 | 000629 | Seal Plug | 詰栓 | 1 |
| 56 | 160007 | Screw(M6-1×6) | 詰ネジ | 1 |
| 57 | 390067 | Brand Name Plate(106) | 銘板 | 1 |
| 58 | 390068 | Brand Name Plate(92) | 銘板 | 1 |

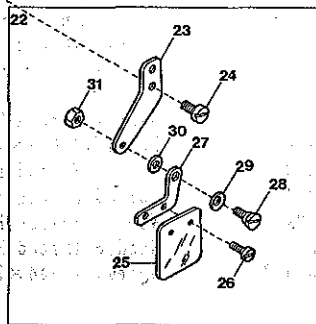
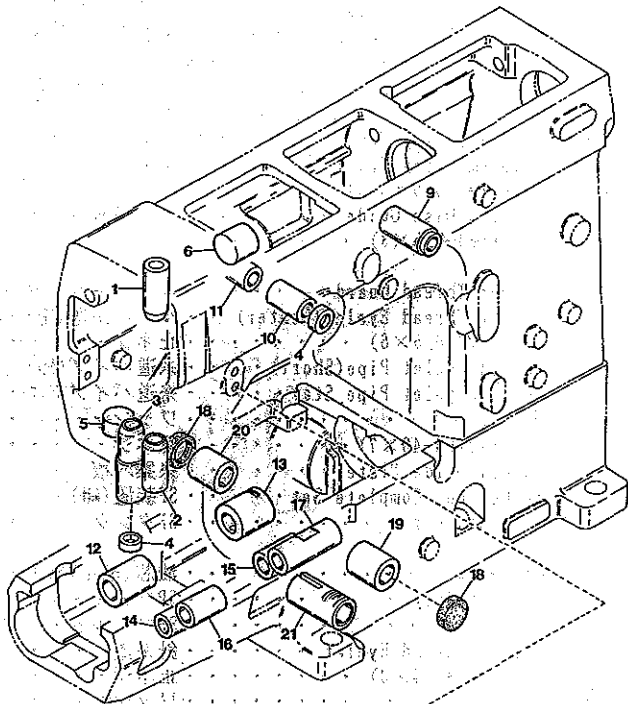
* Ref. No. 1 to 40 See the preceding page.



MISCELLANEOUS THREAD EYELETS

糸道関係

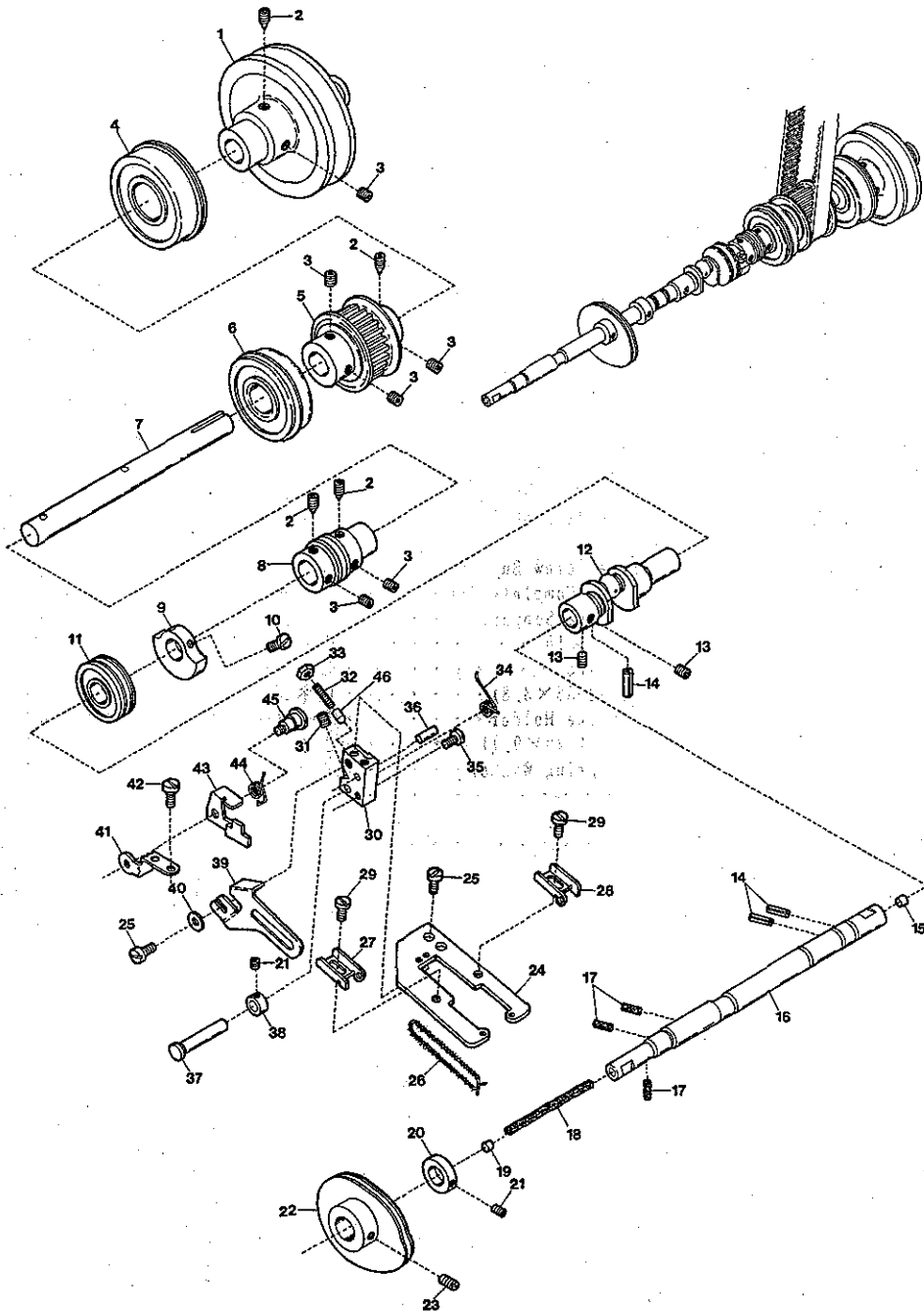
| Ref. No. | Parts No. | Description | 品名 | Amt. Req. |
|----------|-----------|-----------------------------------|--------------|-----------|
| 1 | 0093863 | Thread Tension Spring Cap | 糸調子バネキャップ(上) | 3 |
| 2 | 0090814 | Needle Thread Tension Spring | 針糸調子バネ | 2 |
| 3 | 0090847 | Looper Thread Tension Spring | ルーパー糸調子バネ | 1 |
| 4 | 0090071 | Thread Tension Spring Retainer | 糸調子バネキャップ(下) | 3 |
| 5 | 000177 | Felt | フェルト | 3 |
| 6 | 0031111 | Tension Disc | 糸調子皿 | 6 |
| 7 | 009835 | Tension Post | 糸調子棒 | 3 |
| 8 | 0090812 | Tension Post Ferrule | 糸調子棒糸摺レ | 3 |
| 9 | 3100075 | Tension Disc Separator | 糸緩メ板 | 1 |
| 10 | 0090856 | Tension Disc Eyelet | 糸調子皿糸道 | 3 |
| 11 | 0090807 | Thread Lead-in Guide | 糸調子台糸道 | 3 |
| 12 | 3100074 | Tension Post Support | 糸調子台 | 1 |
| 13 | 110013 | Screw(M4-0.7×8) | 止ネジ | 5 |
| 14 | 0093556 | Looper Thread Eyelet(Long) | ルーパー糸道(長) | 1 |
| 15 | 3100088 | Supplementary Tension Spring | 小調子バネ | 1 |
| 16 | 3100085 | Supplementary Tension Disc(Lower) | 小調子皿(下) | 1 |
| 17 | 3100084 | Supplementary Tension Disc(Upper) | 小調子皿(上) | 1 |
| 18 | 170004 | Screw(M3-0.5×9.6) | 止ネジ | 1 |
| 19 | 3100076 | Tension Disc Guide | 小調子皿ガイド | 1 |
| 20 | 110101 | Screw(M3-0.5×3) | 止ネジ | 2 |
| 21 | 3100083 | Looper Thread Guard | ルーパー糸ガード | 1 |
| 22 | 3100082 | Looper Thread Eyelet(Center) | ルーパー糸道(中) | 1 |
| 23 | 110100 | Screw(M3-0.5×6) | 止ネジ | 1 |
| 24 | 0020119 | Thread Eyelet Pipe(Short) | 糸道パイプ(短) | 1 |
| 25 | 0093528 | Thread Eyelet Pipe Stay | 糸道パイプ支エ | 1 |
| 26 | 000532 | Washer | ワッシャ | 1 |
| 27 | 004353 | Screw(9/64-40×7) | 止ネジ | 1 |
| 28 | 0063104 | Thread Guide Plate | 糸案内板 | 1 |
| 29 | 3100382 | SP Device, Complete Set | SP装置(組) | 1 |
| 30 | 3100381 | SP Container | SPタンク | 1 |
| 31 | 310039 | Oil Wick | 油芯(糸75mm) | 1 |
| 32 | 0093517 | SP Felt Stay | SPフェルト支エ | 1 |
| 33 | 0093526 | Felt | SPフェルト | 1 |
| 34 | 0093521 | Needle Thread Eyelet | 針糸道 | 1 |
| 35 | 005431 | Screw(1/8-44×3) | 止ネジ | 2 |
| 36 | 000538 | Washer | ワッシャ | 1 |
| 37 | 110009 | Screw(M4-0.7×8) | 止ネジ | 3 |
| 38 | 000651 | Guide Pin | ガイドピン | 1 |
| 39 | 0090068 | Needle Thread Guide | 針糸受ケ | 1 |
| 40 | | | | |
| 41 | 3100440 | Needle Thread Take-up Guard | 針糸繰リガード | 1 |
| 42 | 130003 | Screw(M4-0.7×4.5) | 止ネジ | 1 |
| 43 | 3100037 | Needle Thread Retainer Support | 小調子台 | 1 |
| 44 | 0036175 | Thread Retainer Disc Support | 小調子板 | 1 |
| 45 | 0032425 | Needle Thread Retainer Disc | 小調子皿 | 1 |
| 46 | 0032426 | Needle Thread Retainer Spring | 小調子バネ | 1 |
| 47 | 001093 | Screw(1/8-44×2.2) | 止ネジ | 1 |



MISCELLANEOUS BUSHINGS & EYE GUARD

ブッシュ及びアイガード関係 4

| Ref. No. | Parts No. | Description | 品名 | Amt. Req. |
|----------|-----------|--------------------------------------|--------------|-----------|
| 1 | 3100106 | Needle Bar Bushing(Upper) | 針棒ブッシュ(上) | 1 |
| 2 | 3100107 | Needle Bar Bushing(Lower) | 針棒ブッシュ(下) | 1 |
| 3 | 3100099 | Presser Bar Bushing | 押エ棒ブッシュ | 1 |
| 4 | 0030291 | Oil Seal | オイルシール | 2 |
| 5 | 0063548 | Seal Plug | 詰栓 | 1 |
| 6 | 0094604 | Seal Plug | 詰栓 | 1 |
| 7 | | | | |
| 8 | | | | |
| 9 | 3100108 | Foot Lifter Lever Bushing | 押エ揚ゲ軸ブッシュ | 1 |
| 10 | 0093201 | Needle Thread Take-up Bushing(Front) | 針糸繰り軸ブッシュ(前) | 1 |
| 11 | 3100098 | Needle Thread Take-up Bushing(Rear) | 針糸繰り軸ブッシュ(後) | 1 |
| 12 | 3100090 | Lower Shaft Bushing(Left) | 下軸ブッシュ(左) | 1 |
| 13 | 3100091 | Lower Shaft Bushing(Right) | 下軸ブッシュ(右) | 1 |
| 14 | 3100094 | Feed Bar Shaft Bushing(Left) | 前送り軸ブッシュ(左) | 1 |
| 15 | 3100095 | Feed Bar Shaft Bushing(Right) | 前送り軸ブッシュ(右) | 1 |
| 16 | 3100096 | Feed Bar Lift Shaft Bushing(Left) | 送り上下軸ブッシュ(左) | 1 |
| 17 | 3100097 | Feed Bar Lift Shaft Bushing(Right) | 送り上下軸ブッシュ(右) | 1 |
| 18 | 3100006 | Seal Plug | 詰栓 | 2 |
| 19 | 3100092 | Looper Driving Shaft Bushing(Front) | ループ軸ブッシュ(前) | 1 |
| 20 | 3100093 | Looper Driving Shaft Bushing(Rear) | ループ軸ブッシュ(後) | 1 |
| 21 | 3100105 | Adjusting Screw Bushing | 前送り調節ネジブッシュ | 1 |
| 22 | 3200251 | Eye Guard, Complete Set | アイガード(組) | 1 |
| 23 | 3101200 | Safety Plate Support | セーフティプレート取付板 | 1 |
| 24 | 009784 | Screw(M6-1×10) | 止ネジ | 2 |
| 25 | 3200252 | Safety Plate | セーフティプレート | 1 |
| 26 | 001230 | Screw(3/32-56×3.8) | 止ネジ | 2 |
| 27 | 0060175 | Safety Plate Holder | セーフティプレートホルダ | 1 |
| 28 | 006004 | Screw(11/64-40×9.7) | 止ネジ | 1 |
| 29 | 000010 | Conical Spring Washer | 皿パネワッシャ | 1 |
| 30 | 000547 | Washer | ワッシャ | 1 |
| 31 | 000334 | Nut | ナット | 1 |

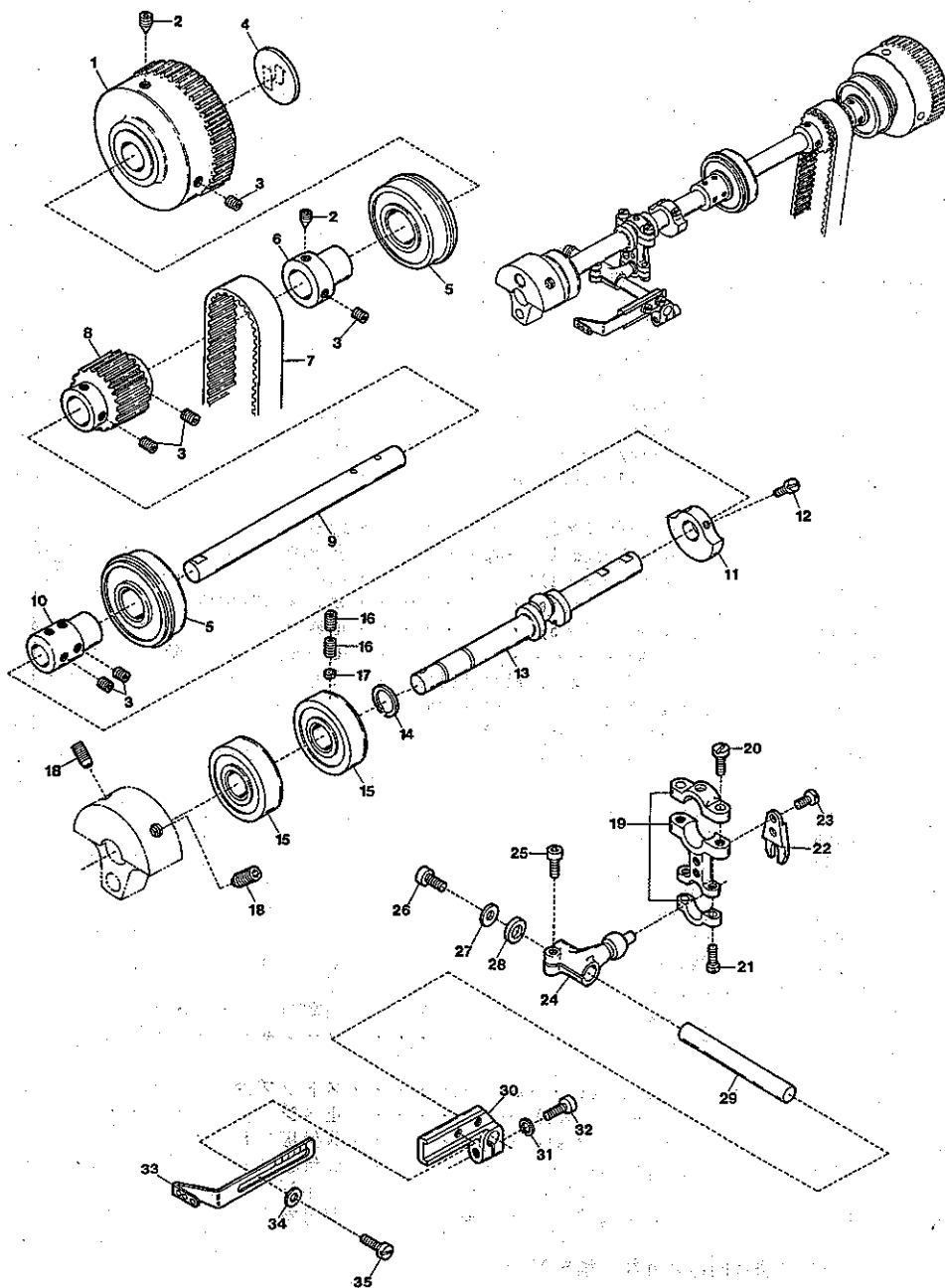


MAIN SHAFT DRIVING MECHANISM

下軸機構

| Ref. No. | Parts No. | Description | 品名 | 5 Amt. Req. |
|----------|-----------|-----------------------------------|-------------|-------------|
| 1 | 3100130 | Pulley | プーリ | 1 |
| 2 | 160005 | Screw(M6-1×8) | 止ネジ | 4 |
| 3 | 160007 | Screw(M6-1×6) | 止ネジ | 6 |
| 4 | 0093089 | Ball Bearing(Right) | ボールベアリング(右) | 1 |
| 5 | 3100128 | Main Shaft Sprocket(Lower) | ベルトプーリ(下) | 1 |
| 6 | 0093090 | Ball Bearing(Middle) | ボールベアリング(中) | 1 |
| 7 | 3100132 | Lower Shaft(Right) | 下軸(右) | 1 |
| 8 | 3100122 | Oil Pump Driving Worm | ウォーム | 1 |
| 9 | 3100127 | Counterweight(Small) | バランスウエイト(小) | 1 |
| 10 | 110009 | Screw(M4-0.7×8) | 止ネジ | 2 |
| 11 | 3100123 | Ball Bearing(Left) | ボールベアリング(左) | 1 |
| 12 | 3100121 | Lower Crankshaft | 下軸クランク | 1 |
| 13 | 160004 | Screw(M6-1×4.8) | 止ネジ | 2 |
| 14 | 001107 | Roll Pin | ロールピン | 3 |
| 15 | 330001 | Seal Plug | 詰栓 | 1 |
| 16 | 3100120 | Lower Shaft(Left) | 下軸(左) | 1 |
| 17 | 000397 | Oil Wick | 油芯 | 3 |
| 18 | 000304 | Oil Wick | 油芯 | 1 |
| 19 | 000730 | Seal Plug | 詰栓 | 1 |
| 20 | 3100126 | Collar(14×21×5.5mm) | カラー | 1 |
| 21 | 160000 | Screw(M3-0.5×3) | 止ネジ | 2 |
| 22 | 3100125 | Looper Thread Take-up | 下糸調子カム | 1 |
| 23 | 150000 | Screw(M5-0.8×4) | 止ネジ | 2 |
| 24 | 3100263 | Supporting Plate | カム糸道取付板 | 1 |
| 25 | 110002 | Screw(M3-0.5×5) | 止ネジ | 3 |
| 26 | 000463 | Laced Wire | モール(糸巻キ付防止) | 1 |
| 27 | 3100264 | Thread Take-up Eyelet(Left) | カム糸道(左) | 1 |
| 28 | 3100265 | Thread Take-up Eyelet(Right) | カム糸道(右) | 1 |
| 29 | 110027 | Screw(M2.5-0.45×3.5) | 止ネジ | 2 |
| 30 | 3100262 | Supporting Plate Basement | カム糸道取付台 | 1 |
| 31 | 160001 | Screw(M4-0.7×4) | 止ネジ | 1 |
| 32 | 160008 | Stop Screw(M3-0.5×15) | ストップネジ | 1 |
| 33 | 100003 | Lock Nut | ロックナット | 1 |
| 34 | 3100267 | Supporting Plate Return Spring | 戻シバネ | 1 |
| 35 | 110026 | Screw(M3-0.6×6) | 止ネジ | 1 |
| 36 | 340004 | Pin | ピン | 1 |
| 37 | 3100260 | Basement Shaft | 取付台軸 | 1 |
| 38 | 3100261 | Collar(6×11×5mm) | カラー | 1 |
| 39 | 3100266 | Cast-off Plate | 糸案内 | 1 |
| 40 | 000531 | Washer | ワッシャ | 1 |
| 41 | 3100268 | Stop Bracket | ストップ台 | 1 |
| 42 | 110041 | Screw(M4-0.7×8) | 止ネジ | 2 |
| 43 | 3100270 | Supporting Plate Stop | 取付板ストップ | 1 |
| 44 | 3100269 | Stop Spring | 取付板ストップバネ | 1 |
| 45 | 170003 | Screw(M3-0.5×3) | 止ネジ | 1 |
| 46 | 3100272 | Supporting Plate Basement Cushion | 取付台クッション | 1 |

(注) カラーの寸法は内径×外径×幅を表しています。
 Note: Size of Collar Inside dia.×Outside dia.×Thickness.

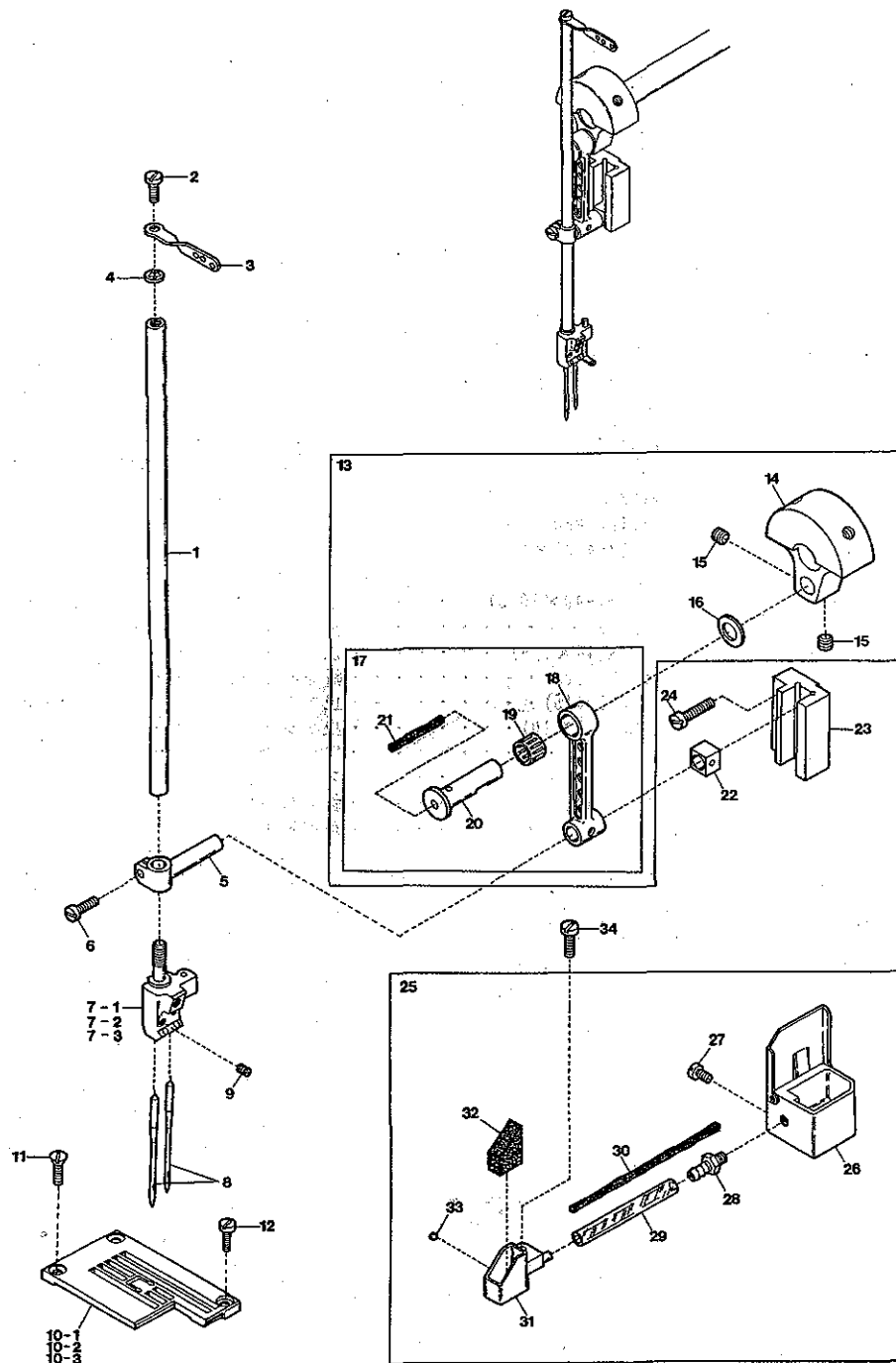


UPPER SHAFT & NEEDLE THREAD TAKE-UP MECHANISM

上軸及び針糸繰り機構

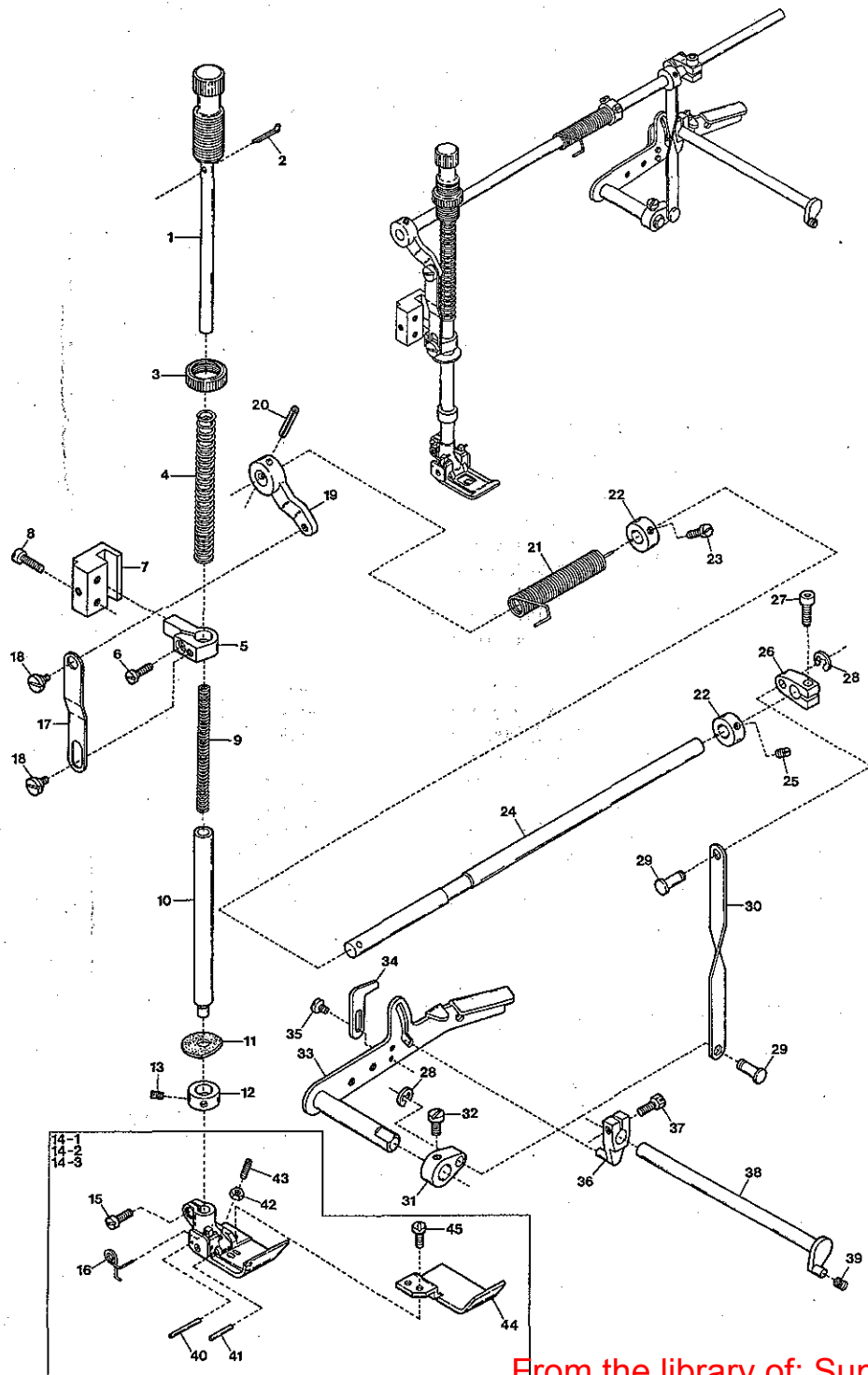
6

| Ref. No. | Parts No. | Description | 品名 | Amt. Req. |
|----------|-----------|------------------------------|-------------|-----------|
| 1 | 3100280 | Handwheel | ハンドホイール | 1 |
| 2 | 160005 | Screw (M6-1×8) | 止ネジ | 2 |
| 3 | 160007 | Screw (M6-1×6) | 止ネジ | 10 |
| 4 | 000989 | Handwheel Mark | ハンドホイールマーク | 1 |
| 5 | 0093090 | Ball Bearing | ボールベアリング | 2 |
| 6 | 3100129 | Handwheel Adapter | アダプタ | 1 |
| 7 | 0095214 | Timing Belt | タイミングベルト | 1 |
| 8 | 3100281 | Upper Shaft Sprocket (Upper) | ベルトプーリ(上) | 1 |
| 9 | 3100282 | Upper Shaft (Right) | 上軸(右) | 1 |
| 10 | 3100283 | Upper Shaft Joint | 上軸継手 | 1 |
| 11 | 3100127 | Counterweight (Small) | バランスウエイト(小) | 1 |
| 12 | 110009 | Screw (M4-0.7×8) | 止ネジ | 2 |
| 13 | 3100284 | Upper Crankshaft | 上軸クランク | 1 |
| 14 | 0060057 | Retaining Ring | 止メ輪 | 1 |
| 15 | 0093154 | Ball Bearing | ボールベアリング | 2 |
| 16 | 160004 | Screw (M6-1×4.8) | 止ネジ | 2 |
| 17 | 000926 | Rubber Seat | ゴム座 | 1 |
| 18 | 260000 | Screw (5/16-24×15.88) | 止ネジ | 2 |
| 19 | 0095170 | Connecting Rod | 針糸繰りロッド | 1 |
| 20 | 005071 | Screw (11/64-32×14) | 止ネジ | 2 |
| 21 | 001174 | Screw (9/64-40×10.3) | 止ネジ | 2 |
| 22 | 0095168 | Guide Fork | 振り止メ | 1 |
| 23 | 004312 | Screw (1/8-44×7.9) | 止ネジ | 2 |
| 24 | 3100285 | Driving Lever | 針糸繰り軸腕 | 1 |
| 25 | 120013 | Screw (M6-1×15) | 止ネジ | 1 |
| 26 | 120015 | Screw (M5-0.8×10) | 止ネジ | 1 |
| 27 | 000555 | Washer | ワッシャ | 1 |
| 28 | 3100286 | Spacer | スペーサ | 1 |
| 29 | 3100287 | Driving Shaft | 針糸繰り軸 | 1 |
| 30 | 3100078 | Bracket | 針糸繰り台 | 1 |
| 31 | 000600 | Spring Washer | スプリングワッシャ | 1 |
| 32 | 005650 | Screw (M5-0.8×14) | 止ネジ | 1 |
| 33 | 0063096 | Needle Thread Take-up | 針糸繰り糸道 | 1 |
| 34 | 000532 | Washer | ワッシャ | 2 |
| 35 | 110004 | Screw (M3.5-0.6×8) | 止ネジ | 2 |



NEEDLE BAR MECHANISM

| Ref. No. | Parts No. | Description | 品名 | Amt. Req. |
|----------|-----------|------------------------------|-------------|-----------|
| 1 | 0065340 | Needle Bar | 針棒 | 1 |
| 2 | 004358 | Screw(9/64-40×5.6) | 止ネジ | 1 |
| 3 | 0063044 | Needle Bar Thread Eyelet | 針棒糸道 | 1 |
| 4 | 000548 | Washer | ワッシャ | 1 |
| 5 | 0093184 | Needle Bar Bracket | 針棒抱キ | 1 |
| 6 | 002043 | Screw(11/64-40×11) | 止ネジ | 1 |
| 7-1 | 0093352 | Needle Clamp(40) | 針止メ | 1 |
| 7-2 | 0093353 | " " (48) | " | 1 |
| 7-3 | 3009101 | " " (56) | " | 1 |
| 8 | --- | Needle(UY128 GAS) | 針 | 2 |
| 9 | 001900 | Screw(1/8-44×2.4) | 止ネジ | 2 |
| 10-1 | 3118021 | Stitch Plate(40L) | 針板 | 1 |
| 10-2 | 3118022 | " " (48L) | " | 1 |
| 10-3 | 3118023 | " " (56L) | " | 1 |
| 11 | 009142 | Screw(9/64-40×4.8) | 止ネジ | 2 |
| 12 | 110059 | Screw(M3.5-0.6×7) | 止ネジ | 1 |
| 13 | 3100293 | Counterweight, Complete Set | バランスウエイト(組) | 1 |
| 14 | 0093215 | Counterweight | バランスウエイト | 1 |
| 15 | 003647 | Screw(1/4-28×4.8) | 止ネジ | 2 |
| 16 | 0093214 | Connecting Rod Ring | 針棒ロッドリング | 1 |
| 17 | 3100291 | Connecting Rod, Complete Set | 針棒ロッド(組) | 1 |
| 18 | 3100290 | Connecting Rod | 針棒ロッド | 1 |
| 19 | 0093212 | Roller Bearing | ニードルベアリング | 1 |
| 20 | 0093213 | Connecting Rod Pin | 針棒ロッドピン | 1 |
| 21 | 000321 | Oil Wick | 油芯 | 1 |
| 22 | 0093186 | Slide Block | 針棒案内駒 | 1 |
| 23 | 0093179 | Needle Bar Guide | 針棒案内 | 1 |
| 24 | 110010 | Screw(M4-0.7×16) | 止ネジ | 2 |
| 25 | 3100256 | HR Device, Complete Set | HR装置(組) | 1 |
| 26 | 3100254 | HR Container | HRタンク | 1 |
| 27 | 110013 | Screw(M4-0.7×8) | 止ネジ | 2 |
| 28 | 0010017 | Pipe Joint | パイプ継手 | 1 |
| 29 | 3100253 | Oil Tube | 給油パイプ | 1 |
| 30 | 310007 | Felt | フェルト | 1 |
| 31 | 3100250 | HR Cup | HRカップ | 1 |
| 32 | 310006 | HR Felt | HRフェルト | 1 |
| 33 | 000637 | Seal Plug | 詰栓 | 1 |
| 34 | 110009 | Screw(M4-0.7×8) | 止ネジ | 1 |

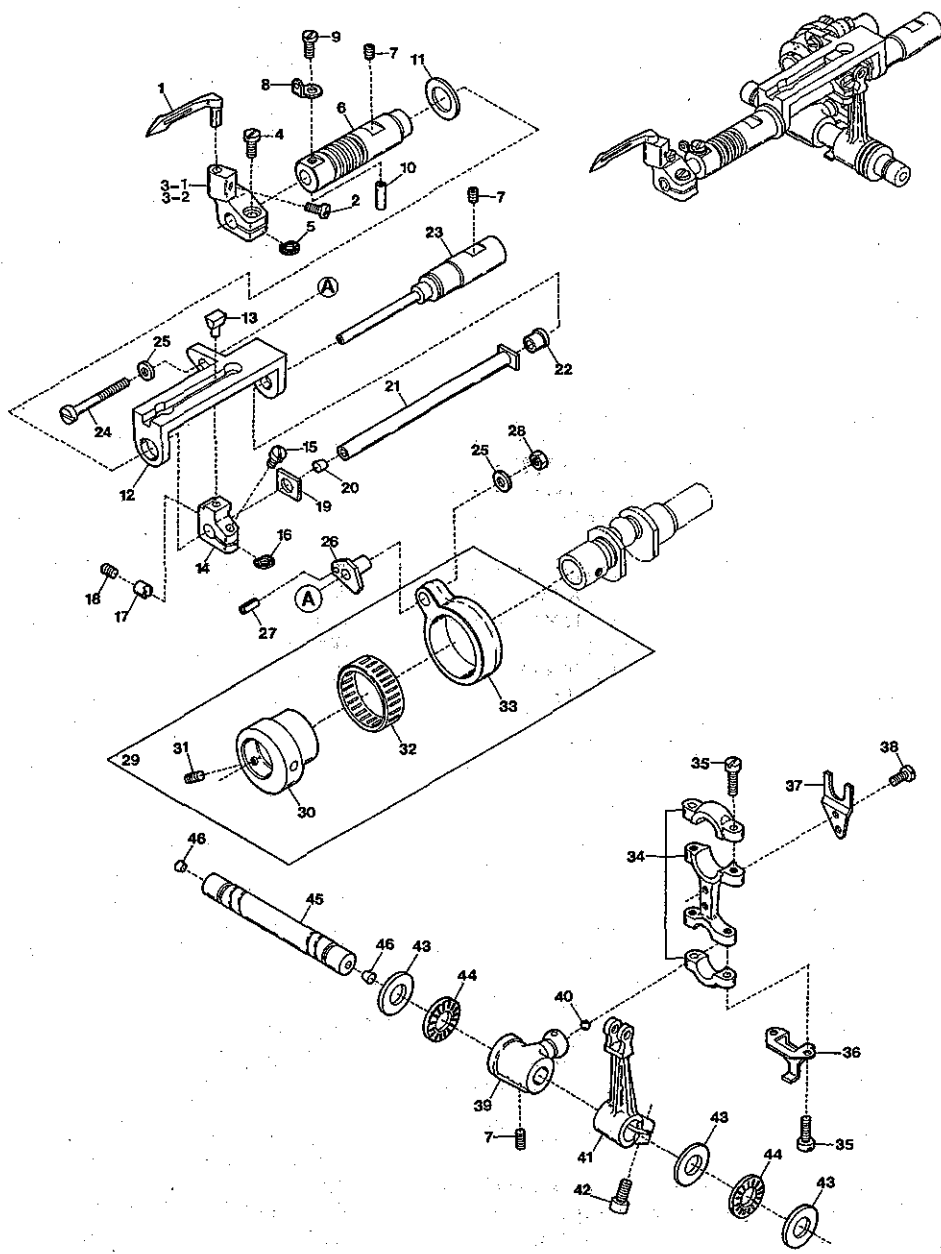


PRESSER FOOT MECHANISM

押エ機構

| Ref. No. | Parts No. | Description | 品名 | Amt. Req. |
|----------|-----------|----------------------------------|-------------|-----------|
| 1 | 0077270 | Presser Spring Regulator | 押エ調節ネジ | 1 |
| 2 | 0090620 | Cotter Pin | 割リピン | 1 |
| 3 | 000445 | Lock Nut | ロックナット | 1 |
| 4 | 0065372 | Presser Bar Spring (Outer) | 押エ棒バネ(太) | 1 |
| 5 | 0063087 | Presser Bar Connecting Bracket | 押エ棒抱キ | 1 |
| 6 | 004440 | Screw (11/64-40×8.3) | 止ネジ | 1 |
| 7 | 0093483 | Presser Bar Guide | 押エ棒案内 | 1 |
| 8 | 004441 | Screw (11/64-40×16) | 止ネジ | 2 |
| 9 | 0060142 | Presser Bar Spring (Inner) | 押エ棒バネ(細) | 1 |
| 10 | 0093480 | Presser Bar | 押エ棒 | 1 |
| 11 | 0093611 | Oil Protector Ring | 油切リング | 1 |
| 12 | 0063079 | Stop Collar (9×15×7mm) | ストップカラー | 1 |
| 13 | 001459 | Screw (9/64-40×3) | 止ネジ | 2 |
| 14-1 | 3117076 | Presser Foot, Complete Set (040) | 押エ(組) | 1 |
| 14-2 | 3117078 | " " (048) | " | 1 |
| 14-3 | 3117080 | " " (056) | " | 1 |
| 15 | 001186 | Screw (9/64-40×7.8) | 止ネジ | 1 |
| 16 | 0063280 | Presser Foot Spring | 小押エバネ | 1 |
| 17 | 0093487 | Lifter Link | 吊リリンク | 1 |
| 18 | 006038 | Screw (3/16-32×2.2) | 止ネジ | 2 |
| 19 | 0063083 | Lifter Link Lever | 吊リリンクレバー | 1 |
| 20 | 000690 | Fastener Pin | 止メピン | 1 |
| 21 | 0063084 | Lifter Spring | 押エ揚ゲバネ | 1 |
| 22 | 0093491 | Collar (8×16×8mm) | カラー | 2 |
| 23 | 009604 | Screw (11/64-40×5.5) | 止ネジ | 2 |
| 24 | 0093479 | Lifter Shaft | 押エ揚ゲ軸 | 1 |
| 25 | 003433 | Screw (11/64-40×4) | 止ネジ | 2 |
| 26 | 3100294 | Intermediate Lever | 押エ揚ゲ中レバー | 1 |
| 27 | 120017 | Screw (M5-0.8×15) | 止ネジ | 1 |
| 28 | 0077179 | Retaining Ring | 止メ輪 | 2 |
| 29 | 0093509 | Connecting Pin | 連結ピン | 2 |
| 30 | 0093507 | Connecting Plate | 連結板 | 1 |
| 31 | 0093508 | Lifter Lever (Small) | 押エ揚ゲレバー(小) | 1 |
| 32 | 004591 | Screw (15/64-28×9.5) | 止ネジ | 1 |
| 33 | 0066560 | Lifter Lever | 押エ揚ゲレバー | 1 |
| 34 | 0066561 | Lifter Lever Stop | 押エ揚ゲレバーストップ | 1 |
| 35 | 004358 | Screw (9/64-40×5.6) | 止ネジ | 2 |
| 36 | 0090801 | Tension Release Lever | 糸緩メ腕 | 1 |
| 37 | 005542 | Screw (11/64-40×14.5) | 止ネジ | 1 |
| 38 | 0093545 | Tension Release Shaft | 糸緩メ軸 | 1 |
| 39 | 0090824 | Swing-proof Spring | 防振バネ | 1 |
| 40 | 0065366 | Presser Foot Guide Locking Pin | 回り止メピン | 1 |
| 41 | 0063282 | Presser Foot Hinge Pin | 押エヒンジピン | 1 |
| 42 | 000327 | Lock Nut | ロックナット | 1 |
| 43 | 003302 | Adjusting Screw (1/8-44×11) | 調節ネジ | 1 |
| 44 | 3117084 | Fabric Presser | 布押エ | 1 |
| 45 | 001228 | Screw (3/32-56×3.2) | 止ネジ | 2 |

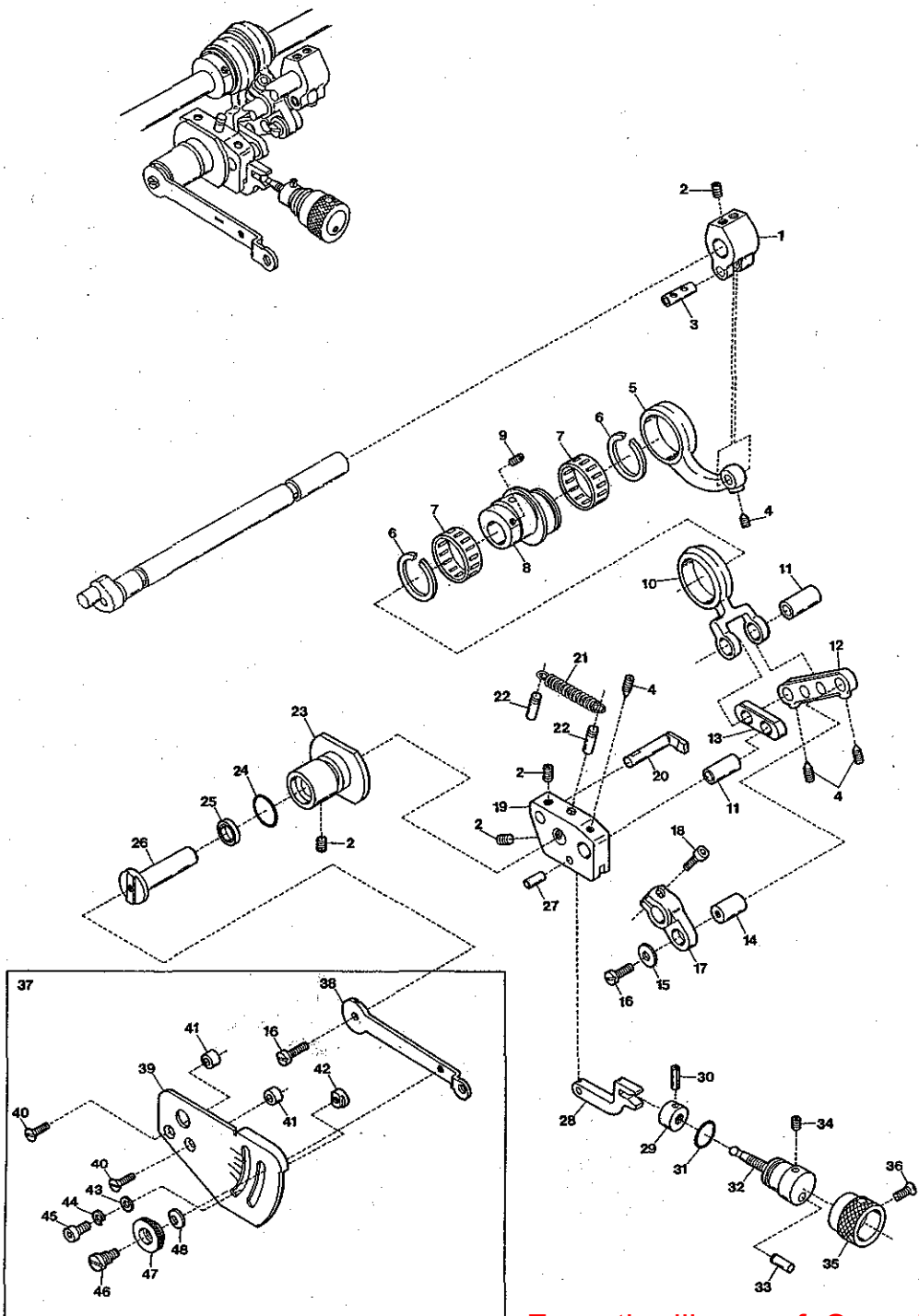
(注) カラーの寸法は内径×外径×幅を表しています。
 Note: Size of Collar Inside dia. × Outside dia. × Thickness.



LOOPER DRIVING MECHANISM

ルーパ機構

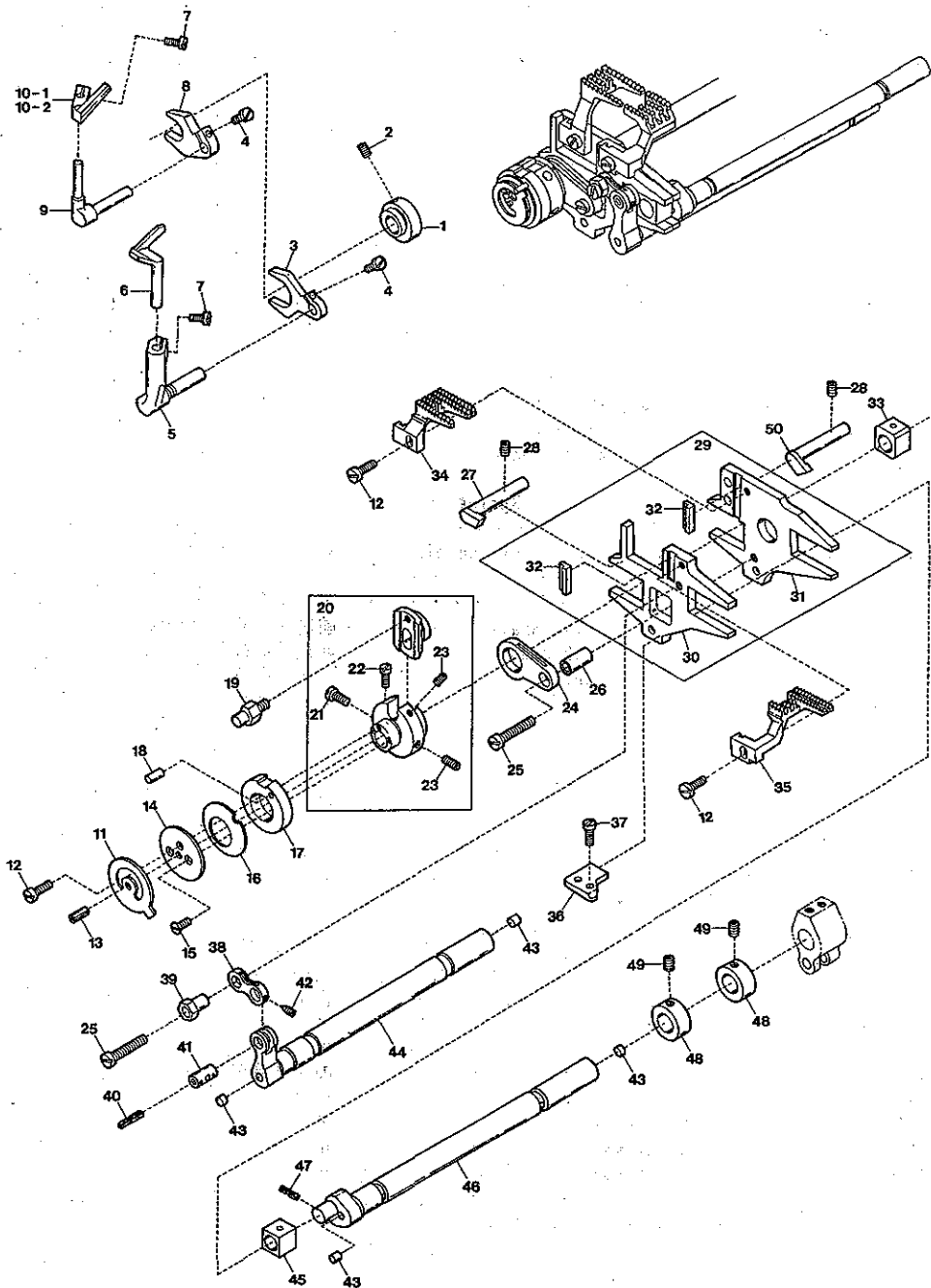
| Ref. No | Parts No | Description | 品名 | Amt. Req |
|---------|----------|--------------------------------------|--------------|----------|
| 1 | 3109300 | Looper | ルーパ | 1 |
| 2 | 110020 | Screw(M3.5-0.6×6) | 止ネジ | 1 |
| 3-1 | 3100162 | Looper Holder | ルーパ台 | 1 |
| 3-2 | 3100555 | " (with "UT" Device) | " ("UT"装置付き) | 1 |
| 4 | 110039 | Screw(M3.5-0.6×10) | 止ネジ | 1 |
| 5 | 000417 | Spacer(Fiber) | スペーサ(ファイバー) | 1 |
| 6 | 3100154 | Looper Bar Bushing | ルーパ棒ブッシュ | 1 |
| 7 | 160007 | Screw(M6-1×6) | 止ネジ | 4 |
| 8 | 3100410 | Looper Thread Eyelet | ルーパ糸道 | 1 |
| 9 | 110101 | Screw(M3-0.5×3) | 止ネジ | 1 |
| 10 | 340008 | Roll Pin | ロールピン | 1 |
| 11 | 3100156 | Bushing Spacer | ブッシュスペーサ | 1 |
| 12 | 3100152 | Looper Bar Guide | ルーパ棒ガイド | 1 |
| 13 | 3100157 | Slider | スライダ | 1 |
| 14 | 3100158 | Slider Holder | スライダ取付台 | 1 |
| 15 | 110005 | Screw(M3.5-0.6×12) | 止ネジ | 1 |
| 16 | 300500 | Spacer(Fiber) | スペーサ(ファイバー) | 1 |
| 17 | 3100159 | Slider Presser | スライダ押し | 1 |
| 18 | 160001 | Screw(M4-0.7×4) | 止ネジ | 1 |
| 19 | 3100160 | Thrust Washer | スラストワッシャ | 1 |
| 20 | 330002 | Seal Plug(Kurk) | 詰栓(コルク) | 1 |
| 21 | 3100161 | Looper Bar | ルーパ棒 | 1 |
| 22 | 3100153 | Guide Shaft Bushing | ガイド軸ブッシュ | 1 |
| 23 | 3100155 | Looper Bar Guide Shaft | ガイド軸 | 1 |
| 24 | 110019 | Screw(M5-0.8×35) | 止ネジ | 1 |
| 25 | 300000 | Washer | ワッシャ | 2 |
| 26 | 3100151 | Looper Rocker Adjusting Pin | ルーパ前後調節ピン | 1 |
| 27 | 340001 | Roll Pin | ロールピン | 1 |
| 28 | 100002 | Nut | ナット | 1 |
| 29 | 3100150 | Looper Rocker Connecting Rod, C. Set | ルーパ前後ロッド(組) | 1 |
| 30 | 3100147 | Looper Rocker Regulating Eccentric | ルーパ前後エキセン | 1 |
| 31 | 160003 | Screw(M5-0.8×5) | 止ネジ | 1 |
| 32 | 0065389 | Roller Bearing | ニードルベアリング | 1 |
| 33 | 3100149 | Looper Rocker Connecting Rod | ルーパ前後ロッド | 1 |
| 34 | 3100140 | Looper Connecting Rod | ルーパロッド | 1 |
| 35 | 005071 | Screw(11/64-32×14) | 止ネジ | 4 |
| 36 | 3100355 | Oil Splasher | オイルスプラッシャ | 1 |
| 37 | 3100141 | Guide Fork | 振れ止め | 1 |
| 38 | 004440 | Screw(11/64-40×8.3) | 止ネジ | 2 |
| 39 | 3100142 | Looper Driving Lever | ルーパ軸腕 | 1 |
| 40 | 000637 | Seal Plug | 詰栓 | 1 |
| 41 | 3100143 | Looper Rocker Arm | ルーパ振り腕 | 1 |
| 42 | 120011 | Screw(M6-1×18) | 止ネジ | 1 |
| 43 | 3100146 | Thrust Plate | スラストプレート | 3 |
| 44 | 3100145 | Thrust Roller Bearing | スラストベアリング | 2 |
| 45 | 3100144 | Looper Shaft | ルーパ軸 | 1 |
| 46 | 000740 | Seal Plug | 詰栓 | 2 |



FEED DRIVING CONTROL MECHANISM

前送り調節機構

| Ref. No. | Parts No. | Description | 品名 | Req. Amt. |
|----------|-----------|---|--------------|-----------|
| 1 | 3100217 | Feed Lift Lever | 送り上下軸腕 | 1 |
| 2 | 160007 | Screw(M6-1×6) | 止ネジ | 5 |
| 3 | 0032799 | Connecting Rod Pin | ロッドピン | 1 |
| 4 | 160002 | Screw(M4-0.7×2) | 止ネジ | 4 |
| 5 | 3100216 | Feed Lift Connecting Rod | 送り上下ロッド | 1 |
| 6 | 3100192 | Retaining Ring | 止メ輪 | 2 |
| 7 | 3100190 | Roller Bearing | ニードルベアリング | 2 |
| 8 | 3100189 | Differential Feed Eccentric | 前送りエキセン | 1 |
| 9 | 006212 | Screw(M5-0.8×6) | 止ネジ | 2 |
| 10 | 3100191 | Differential Feed Connecting Rod | 前送りロッド | 1 |
| 11 | 3100193 | Connecting Rod Pin | ロッドピン | 2 |
| 12 | 3100194 | Lever Link(Long) | 前送りレバーリンク(長) | 1 |
| 13 | 3100195 | Lever Link(Short) | 前送りレバーリンク(短) | 1 |
| 14 | 3100196 | Lever Link Pin | 前送りレバーリンクピン | 1 |
| 15 | 300006 | Washer | ワッシャ | 1 |
| 16 | 110009 | Screw(M4-0.7×8) | 止ネジ | 2 |
| 17 | 3100197 | Differential Feed Shaft Lever | 前送り軸レバー | 1 |
| 18 | 120009 | Screw(M4-0.7×12) | 止ネジ | 1 |
| 19 | 3100199 | Control Bracket | 前送り調節ブラケット | 1 |
| 20 | 3100202 | Connecting Rod Guide | 前送りロッドガイド | 1 |
| 21 | 3100200 | Control Bracket Spring | ブラケットパネ | 1 |
| 22 | 340003 | Pin | ピン | 2 |
| 23 | 3100103 | Control Lever Shaft Bushing | 調節レバー軸ブッシュ | 1 |
| 24 | 3100104 | O-ring(P16) | Oリング | 1 |
| 25 | 0093303 | Oil Seal | オイルシール | 1 |
| 26 | 3100201 | Control Lever Shaft | 前送り調節レバー軸 | 1 |
| 27 | 3100211 | Control Link Pin | 前送り調節リンクピン | 1 |
| 28 | 3100203 | Control Link | 前送り調節リンク | 1 |
| 29 | 3100208 | Control Nut | 前送り調節ナット | 1 |
| 30 | 001107 | Roll Pin | ロールピン | 1 |
| 31 | 3100205 | O-ring(P12) | Oリング | 1 |
| 32 | 3100204 | Adjusting Screw | 調節ネジ | 1 |
| 33 | 3100207 | Adjusting Stop Pin | ストップピン | 1 |
| 34 | 150001 | Screw(M4-0.7×4) | 止ネジ | 1 |
| 35 | 3100206 | Adjusting Knob | 調節ツマミ | 1 |
| 36 | 130002 | Screw(M3-0.5×4) | 止ネジ | 1 |
| 37 | 3100235 | Differential Feed Control Lever, C. Set | 前送り調節レバー(組) | 1 |
| 38 | 3100210 | Differential Feed Control Lever | 前送り調節レバー | 1 |
| 39 | 3100209 | Differential Feed Graduations | 前送り目盛板 | 1 |
| 40 | 130004 | Screw(M4-0.7×11) | 止ネジ | 2 |
| 41 | 000505 | Spacer | スペーサ | 2 |
| 42 | 0020350 | Control Lever Stop | 前送り調節レバーストップ | 1 |
| 43 | 000669 | Washer | ワッシャ | 1 |
| 44 | 000600 | Spring Washer | スプリングワッシャ | 1 |
| 45 | 005049 | Screw(M5-0.8×8) | 止ネジ | 11 |
| 46 | 190004 | Screw(M6-1×7.5, M4.5-0.5×3) | 止ネジ | 11 |
| 47 | 100005 | Nut | ナット | 12 |
| 48 | 000010 | Conical Spring Washer | 皿パネワッシャ | 1 |

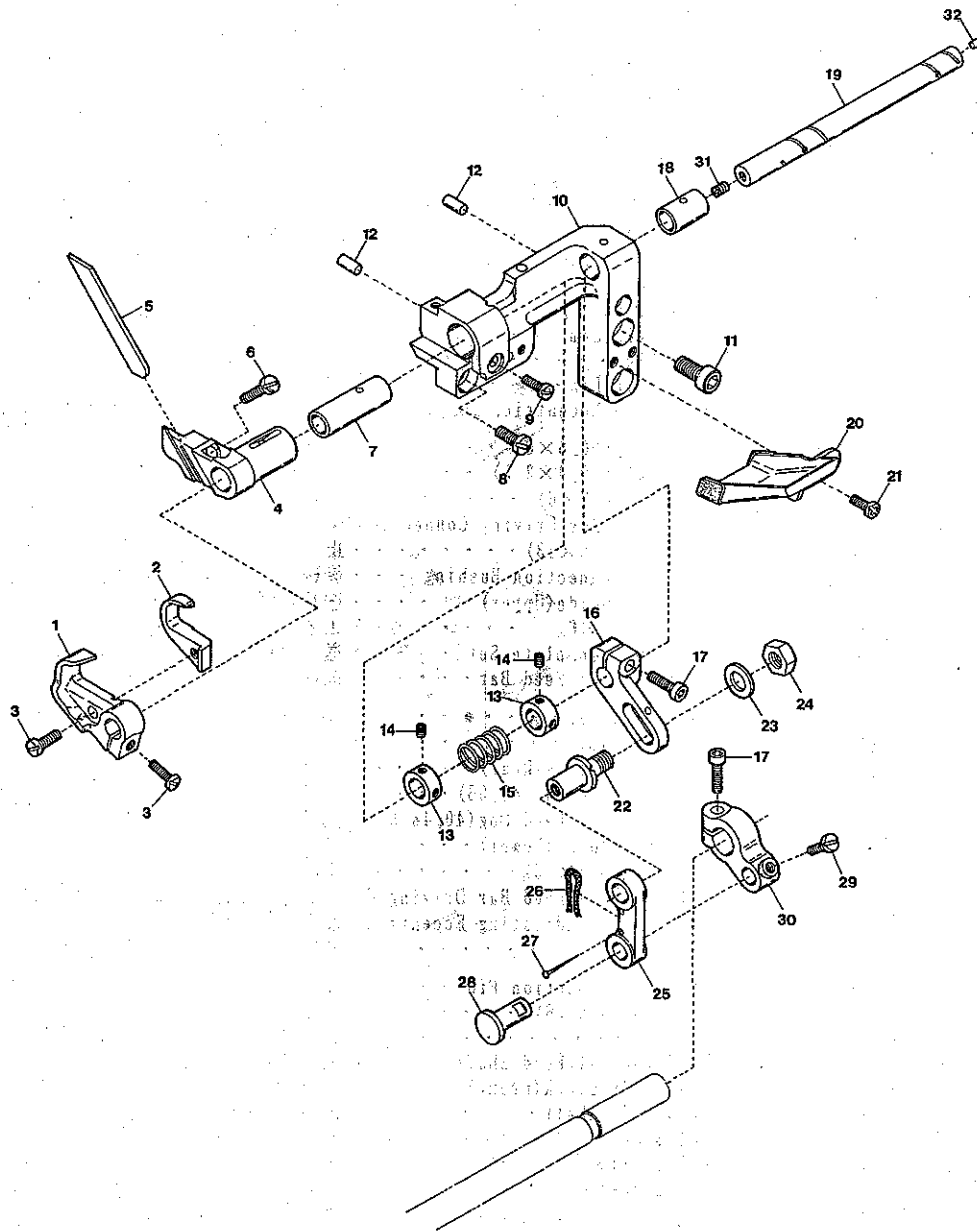


NEEDLE GUARD & FEED DRIVING MECHANISM

針受ケ及び送り機構

| Ref. No. | Parts No. | Description | 品名 | Req. Amt. |
|----------|-----------|--|--------------|-----------|
| 1 | 3100243 | Needle Guard(Front) Eccentric | 針受ケ(前)エキセン | 1 |
| 2 | 160003 | Screw(M5-0.8×5) | 止ネジ | 2 |
| 3 | 3100242 | Needle Guard(Front) Lever | 針受ケ(前)腕 | 1 |
| 4 | 110022 | Screw(M3-0.5×10) | 止ネジ | 2 |
| 5 | 3100241 | Needle Guard(Front) Holder | 針受ケ(前)台 | 1 |
| 6 | 3109200 | Needle Guard(Front) | 針受ケ(前) | 1 |
| 7 | 110036 | Screw(M3-0.5×6.5) | 止ネジ | 2 |
| 8 | 3100246 | Needle Guard(Rear) Lever | 針受ケ(後)腕 | 1 |
| 9 | 3100245 | Needle Guard(Rear) Holder | 針受ケ(後)台 | 1 |
| 10-1 | 3109201 | Needle Guard(Rear) | 針受ケ(後) | 1 |
| 10-2 | 3109210 | " " " (Extra) | " " (特注品) | 1 |
| 11 | 3100187 | Feed Regulating Stop | 送り調節ストップ | 1 |
| 12 | 110004 | Screw(M3.5-0.6×8) | 止ネジ | 3 |
| 13 | 340001 | Roll Pin | ロールピン | 1 |
| 14 | 3100186 | Conical Spring Presser | 皿バネ押エ | 1 |
| 15 | 130005 | Screw(M2-0.4×4) | 止ネジ | 2 |
| 16 | 3100185 | Conical Spring | 皿バネ | 1 |
| 17 | 3100183 | Eccentric Cam | 送りエキセンカム | 1 |
| 18 | 000723 | Stop Pin | ストップピン | 1 |
| 19 | 3100184 | Eccentric Pin | 送りエキセンピン | 1 |
| 20 | 3100182 | Main Feed Eccentric, Complete Set | 送りエキセン(組) | 1 |
| 21 | 110072 | Screw(M3.5-0.6×6) | 止ネジ | 1 |
| 22 | 110023 | Screw(M2.5-0.4×3.5) | 止ネジ | 1 |
| 23 | 009736 | Screw(M4-0.7×6) | 止ネジ | 2 |
| 24 | 3100188 | Main Feed Bar Driving Connection | 後送りリンク | 1 |
| 25 | 110021 | Screw(M5-0.8×18) | 止ネジ | 2 |
| 26 | 0032853 | Driving Connection Bushing | 後送りリンクブッシュ | 1 |
| 27 | 3100225 | Feed Bar Guide(Upper) | 送り台ガイド(上) | 1 |
| 28 | 160007 | Screw(M6-1×6) | 止ネジ | 2 |
| 29 | 3100227 | Feed Bar, Complete Set | 送り台(組) | 1 |
| 30 | 3100221 | Differential Feed Bar | 前送り台 | 1 |
| 31 | 3100222 | Main Feed Bar | 後送り台 | 1 |
| 32 | 3100231 | Feed Dog Key | キー | 2 |
| 33 | 3100224 | Feed Lift Block(Rear) | 角駒(後) | 1 |
| 34 | 3119021 | Main Feed Dog(40, 48, 56) | 後送り | 1 |
| 35 | 3119020 | Differential Feed Dog(40, 48, 56) | 前送り | 1 |
| 36 | 3100226 | Feed Bar Guide(Lower) | 送り台ガイド(下) | 1 |
| 37 | 110035 | Screw(M4-0.7×10) | 止ネジ | 2 |
| 38 | 3100213 | Differential Feed Bar Driving Connection | 前送りリンク | 1 |
| 39 | 3100215 | Oscillation Adjusting Eccentric | 前送り前後調節エキセン | 1 |
| 40 | 000199 | Oil Wick | 油芯 | 1 |
| 41 | 3100214 | Driving Connection Pin | 前送りリンクピン | 1 |
| 42 | 160006 | Screw(M3-0.5×6) | 止ネジ | 1 |
| 43 | 000750 | Seal Plug | 詰栓 | 4 |
| 44 | 3100212 | Differential Feed Shaft | 前送り軸 | 1 |
| 45 | 0093389 | Feed Lift Block(Front) | 角駒(前) | 1 |
| 46 | 3100218 | Feed Lift Shaft | 送り上下軸 | 1 |
| 47 | 000397 | Oil Wick | 油芯 | 1 |
| 48 | 3100219 | Collar(11×18×11mm) | カラー | 2 |
| 49 | 160004 | Screw(M6-1×4.8) | 止ネジ | 2 |
| 50 | 3101300 | Feed Bar Guide(Upper) (Right) | 送り台ガイド(上)(右) | 1 |

(注) カラーの寸法は内径×外径×幅を表しています。
 Collarの寸法は内径×外径×厚さを表しています。
 Inside dia. × Outside dia. × Thickness.

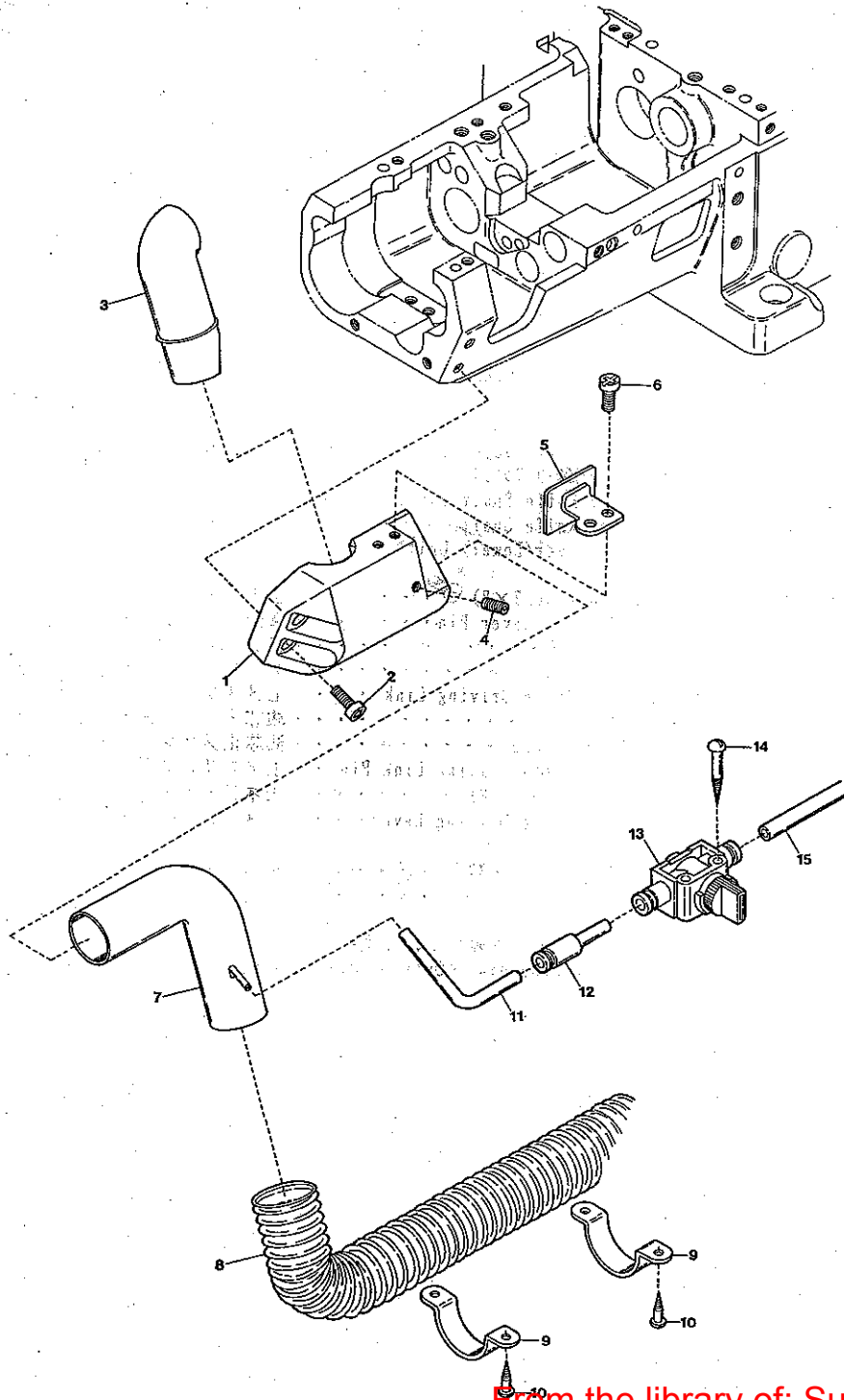


KNIFE DRIVING MECHANISM

メス機構

| Ref. No. | Parts No. | Description | 品名 | Amt. Req. |
|----------|-----------|------------------------------|--------------|-----------|
| 1 | 3110034 | Upper Knife Holder | 上メス台 | 1 |
| 2 | 3110037 | Upper Knife | 上メス | 1 |
| 3 | 110031 | Screw(M4-0.7×12) | 止ネジ | 2 |
| 4 | 3110032 | Lower Knife Holder | 下メス台 | 1 |
| 5 | 3110038 | Lower Knife | 下メス | 1 |
| 6 | 110043 | Screw(M4-0.7×14) | 止ネジ | 1 |
| 7 | 3110033 | Lower Knife Holder Bushing | 下メス台ブッシュ | 1 |
| 8 | 110046 | Screw(M5-0.8×12) | 止ネジ | 1 |
| 9 | 110039 | Screw(M3.5-0.6×10) | 止ネジ | 1 |
| 10 | 3110170 | Lower Knife Holder Bracket | 下メス台ブラケット | 1 |
| 11 | 120013 | Screw(M6-1×15) | 止ネジ | 2 |
| 12 | 000652 | Knock Pin | ノックピン | 2 |
| 13 | 3200086 | Collar(8×13×6mm) | カラー | 2 |
| 14 | 160000 | Screw(M3-0.5×3) | 止ネジ | 4 |
| 15 | 0094577 | Upper Knife Spring | 上メスバネ | 1 |
| 16 | 3110051 | Upper Knife Adjusting Lever | 上メス調節レバー | 1 |
| 17 | 120001 | Screw(M4-0.7×14) | 止ネジ | 2 |
| 18 | 3110031 | Upper Knife Shaft Bushing | 上メス軸ブッシュ | 1 |
| 19 | 3110039 | Upper Knife Shaft | 上メス軸 | 1 |
| 20 | 3110174 | Link Cover(Lower) Unit | リンクカバー(下)(組) | 1 |
| 21 | 110013 | Screw(M4-0.7×8) | 止ネジ | 2 |
| 22 | 3100309 | Adjusting Lever Pin | 調節レバーピン | 1 |
| 23 | 000528 | Washer | ワッシャ | 1 |
| 24 | 100003 | Nut | ナット | 1 |
| 25 | 3110173 | Upper Knife Driving Link | 上メスリンク | 1 |
| 26 | 310017 | Oil Wick | 油芯 | 1 |
| 27 | 000755 | Oil Wick Pin | 油芯止めピン | 2 |
| 28 | 0063138 | Upper Knife Driving Link Pin | 上メスリンクピン | 1 |
| 29 | 110041 | Screw(M4-0.7×8) | 止ネジ | 1 |
| 30 | 3110172 | Upper Knife Driving Lever | 上メスレバー | 1 |
| 31 | 0003657 | Screw(M4-0.7×3) | 止ネジ | 1 |
| 32 | 000730 | Seal Plug | 詰栓 | 1 |

(注) カラーの寸法は内径×外径×幅を表しています。
 Note: Size of Collar Inside dia.×Outside dia.×Thickness.

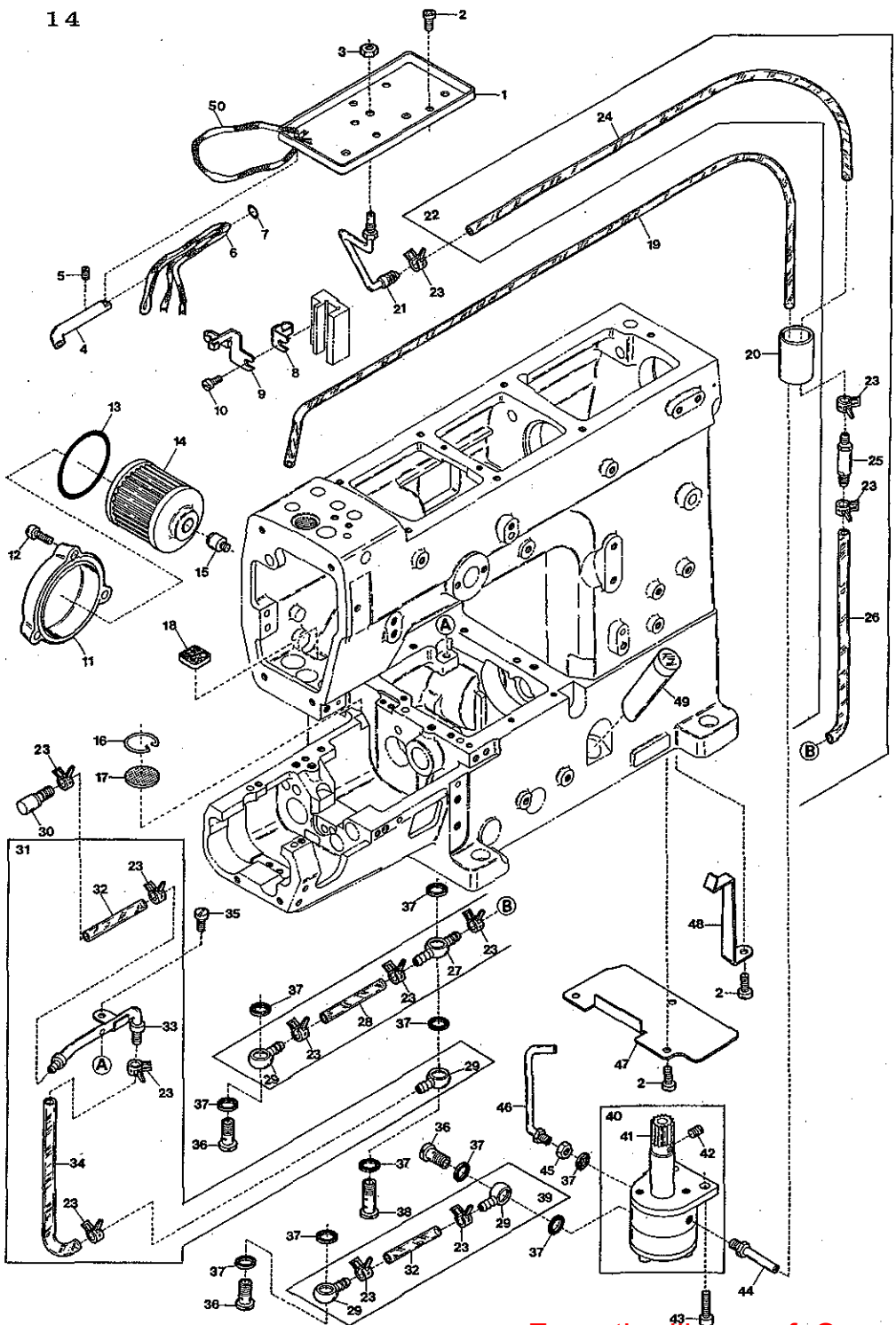


MISCELLANEOUS SUCTION PIPE

吸込管関係

| Ref. No. | Parts No. | Description | 品名 | Amt. Req. |
|----------|-----------|-----------------------|---------|-----------|
| 1 | 3110171 | Suction Pipe Holder | 吸込管取付台 | 1 |
| 2 | 120018 | Screw (M4-0.7×10) | 止ネジ | 2 |
| 3 | 3110169 | Suction Pipe (Upper) | 吸込管(上) | 1 |
| 4 | 009736 | Screw (M4-0.7×6) | 止ネジ | 1 |
| 5 | 3110180 | Oil Defender | 送り台油除ケ | 1 |
| 6 | 110008 | Screw (M4-0.7×5) | 止ネジ | 2 |
| 7 | 3120033 | Suction Pipe (Right) | 吸込管(右) | 1 |
| 8 | 0012480 | Dust Hose (1500mm) | 集塵ホース | 1 |
| 9 | 0013648 | Hose Band | ホースバンド | 2 |
| 10 | 006921 | Wood Screw (φ 4.8×25) | 木ネジ | 4 |
| 11 | 0010260 | Vinyl Tube (4×2.5mm) | ビニールパイプ | - |
| 12 | 1094002 | Reducer (φ 6×4) | レデューサ | 1 |
| 13 | 1098012 | Hand Valve | ハンドバルブ | 1 |
| 14 | 350006 | Wood Screw (φ 3.5×32) | 木ネジ | 2 |
| 15 | 0010261 | Vinyl Tube (6×4mm) | ビニールパイプ | - |

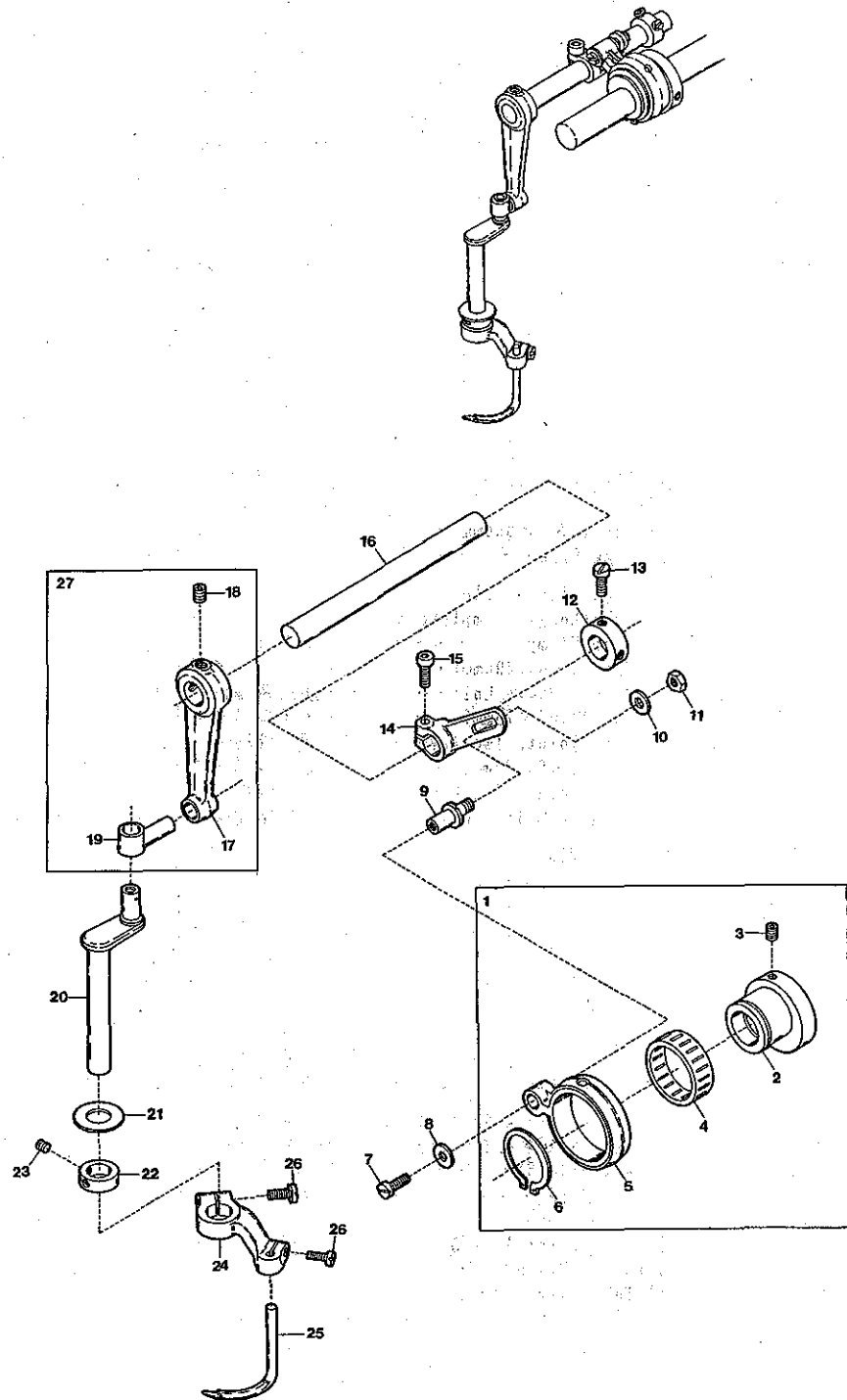
(注) ビニールパイプ御注文の際は品番と長さをお知らせ下さい。
 Note: As for Vinyl Tube, your order must be accompanied with No. and length.



LUBRICATING MECHANISM

給油機構

| Ref. No. | Parts No. | Description | 品名 | Amt. Req. |
|----------|-----------|------------------------------------|-------------|-----------|
| 1 | 0065453 | Oil Receiver | 油受ケ皿 | 1 |
| 2 | 110012 | Screw(M4-0.7×5) | 止ネジ | 6 |
| 3 | 000234 | Nut | ナット | 1 |
| 4 | 3100350 | Needle Bar Connecting Rod Oil Pipe | ロッド給油パイプ | 1 |
| 5 | 160001 | Screw(M4-0.7×4) | 止ネジ | 1 |
| 6 | 310027 | Oil Wick | 油芯(4号530mm) | 1 |
| 7 | 0020551 | O-ring | Oリング | 1 |
| 8 | 0063251 | Oil Tube Stay | パイプ支エ | 1 |
| 9 | 3100346 | Oil Wick Holder | 針棒ロッド油芯支エ | 1 |
| 10 | 004353 | Screw(9/64-40×7) | 止ネジ | 1 |
| 11 | 3100060 | Oil Filter Cap | オイルフィルタキャップ | 1 |
| 12 | 110031 | Screw(M4-0.7×12) | 止ネジ | 3 |
| 13 | 3100061 | O-ring | Oリング | 1 |
| 14 | 3100345 | Oil Filter | オイルフィルタ | 1 |
| 15 | 3100329 | Oil Filter Connector | オイルフィルタ継手 | 1 |
| 16 | 0063217 | Oil Filter Screen Clamp | 汚過網押エ | 1 |
| 17 | 0063216 | Oil Filter Screen | 汚過網 | 1 |
| 18 | 0063234 | Felt | フェルト | 1 |
| 19 | 0063235 | Oil Tube(3×5×500mm) | オイルパイプ | 1 |
| 20 | 0065452 | Draining Pipe | 排油パイプ | 1 |
| 21 | 3100353 | Oil Sight Top Nozzle | ノズル | 1 |
| 22 | 3100357 | Oil Tube(Long), Complete Set | 給油パイプ(長)(組) | 1 |
| 23 | 0031831 | Oil Tube Clamp | 緊束環 | 12 |
| 24 | 3100335 | Oil Tube(4×6×290mm) | オイルパイプ | 1 |
| 25 | 0090930 | Non-Return Valve Unit | 逆止弁(組) | 1 |
| 26 | 3100336 | Oil Tube(4×6×75mm) | オイルパイプ | 1 |
| 27 | 0037668 | Oil Tube Joint, Two Way | 両口管継手 | 1 |
| 28 | 3100332 | Oil Tube(4×6×37mm) | オイルパイプ | 1 |
| 29 | 0037669 | Oil Tube Joint, One Way | 片口管継手 | 4 |
| 30 | 3100342 | Lower Shaft Oiling Outlet | 下軸給油管 | 1 |
| 31 | 3100358 | Oil Tube(Middle), Complete Set | 給油パイプ(中)(組) | 1 |
| 32 | 3100331 | Oil Tube(4×6×31mm) | オイルパイプ | 2 |
| 33 | 3100343 | Lower Shaft Oiling Shower | 下軸給油シャワ | 1 |
| 34 | 3100334 | Oil Tube(4×6×110mm) | オイルパイプ | 1 |
| 35 | 110009 | Screw(M4-0.7×8) | 止ネジ | 1 |
| 36 | 004124 | Fitting Stud(Short) | 管継手ボルト(短) | 3 |
| 37 | 000567 | Seal | パッキン | 10 |
| 38 | 004126 | Fitting Stud(Long) | 管継手ボルト(長) | 1 |
| 39 | 3100356 | Oil Tube(Short), Complete Set | 給油パイプ(短)(組) | 1 |
| 40 | 3100328 | Oil Pump, Complete Set | ポンプ(組) | 1 |
| 41 | 0030711 | Oil Pump Driving Worm Gear | ウォームギア | 1 |
| 42 | 009526 | Screw(9/64-40×4.4) | 止ネジ | 3 |
| 43 | 120013 | Screw(M6-1×15) | 止ネジ | 2 |
| 44 | 0090918 | Suction Pipe | 吸入パイプ | 1 |
| 45 | 000419 | Nut | メズル止メナット | 1 |
| 46 | 3100349 | Oil Nozzle for Worm Gear | 給油パイプ | 1 |
| 47 | 3100344 | Dustproof Plate | 防塵板 | 1 |
| 48 | 3100330 | Oil Tube Stay | オイルパイプ支エ | 1 |
| 49 | 0021010 | Oil Sight Gauge | オイルゲージ | 1 |
| 50 | 310026 | Oil Wick | 油芯(4号150mm) | 1 |



SPREADER MECHANISM

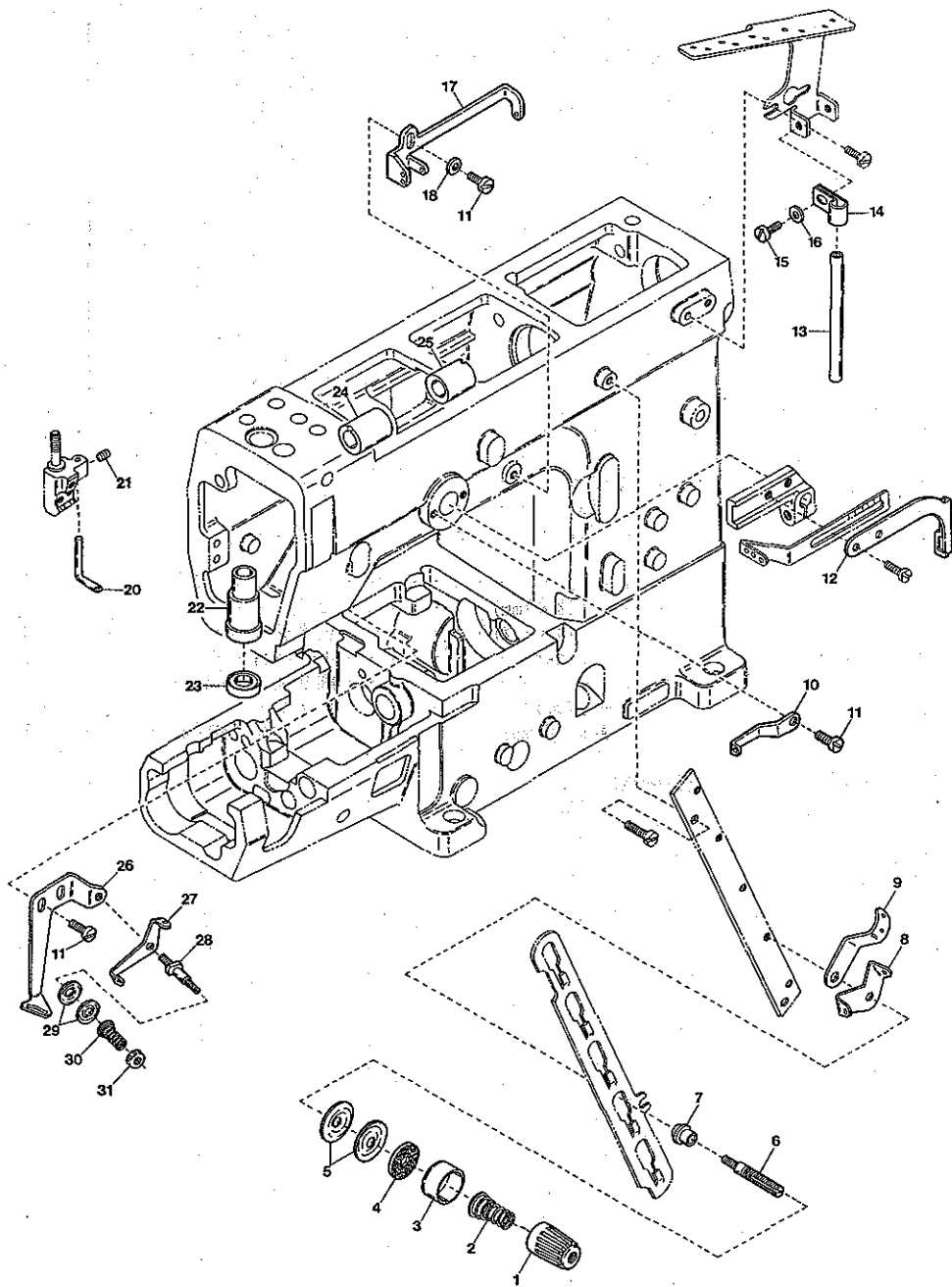
飾り糸ルーパ機構

| Ref. No. | Parts No. | Description | 品名 | Amt. Req. |
|----------|-----------|------------------------------|-----------|-----------|
| 1 | 3100302 | Connecting Rod, Complete Set | ルーパロッド(組) | 1 |
| 2 | 3100300 | Eccentric | ルーパエキセン | 1 |
| 3 | 160003 | Screw(M5-0.8×5) | 止ネジ | 2 |
| 4 | 0077322 | Roller Bearing | ニードルベアリング | 1 |
| 5 | 3100301 | Connecting Rod | ルーパロッド | 1 |
| 6 | 0094566 | Retaining Ring | 止メ輪 | 1 |
| 7 | 110009 | Screw(M4-0.7×8) | 止ネジ | 1 |
| 8 | 300006 | Washer | ワッシャ | 1 |
| 9 | 3100309 | Adjusting Lever Pin | 調節レバーピン | 1 |
| 10 | 000528 | Washer | ワッシャ | 1 |
| 11 | 100003 | Nut(M6-1.0) | ナット | 1 |
| 12 | 0032646 | Collar(12×20×8mm) | カラー | 1 |
| 13 | 009604 | Screw(11/64-40×5.5) | 止ネジ | 2 |
| 14 | 3100303 | Adjusting Lever | 調節レバー | 1 |
| 15 | 120013 | Screw(M6-1×15) | 止ネジ | 1 |
| 16 | 3100304 | Driving Shaft | ルーパ軸 | 1 |
| 17 | 3100305 | Rocking Arm | ルーパ振り腕 | 1 |
| 18 | 160007 | Screw(M6-1×6) | 止ネジ | 2 |
| 19 | 0063051 | Rocking Pin | ルーパ振りピン | 1 |
| 20 | 0063053 | Spreader Bar | ルーパ棒 | 1 |
| 21 | 0063056 | Bushing Ring | ブッシュリング | 1 |
| 22 | 0063057 | Collar(10×18×7mm) | カラー | 1 |
| 23 | 009526 | Screw(9/64-40×4.4) | 止ネジ | 2 |
| 24 | 3100307 | Spreader Holder | ルーパ台 | 1 |
| 25 | 3109310 | Spreader | 飾り糸ルーパ | 1 |
| 26 | 110031 | Screw(M4-0.7×12) | 止ネジ | 2 |
| 27 | 3100306 | Rocking Arm, Complete Set | ルーパ振り腕(組) | 1 |

※ Applicable Models(適用機種)

- VC3611-145L-D VC3611-156L-D
- VC3711-148L-D VC3711-156L-D

(注) カラーの寸法は内径×外径×幅を表しています。
 Note: Size of Collar Inside dia. × Outside dia. × Thickness.



MISCELLANEOUS TOP COVER THREAD

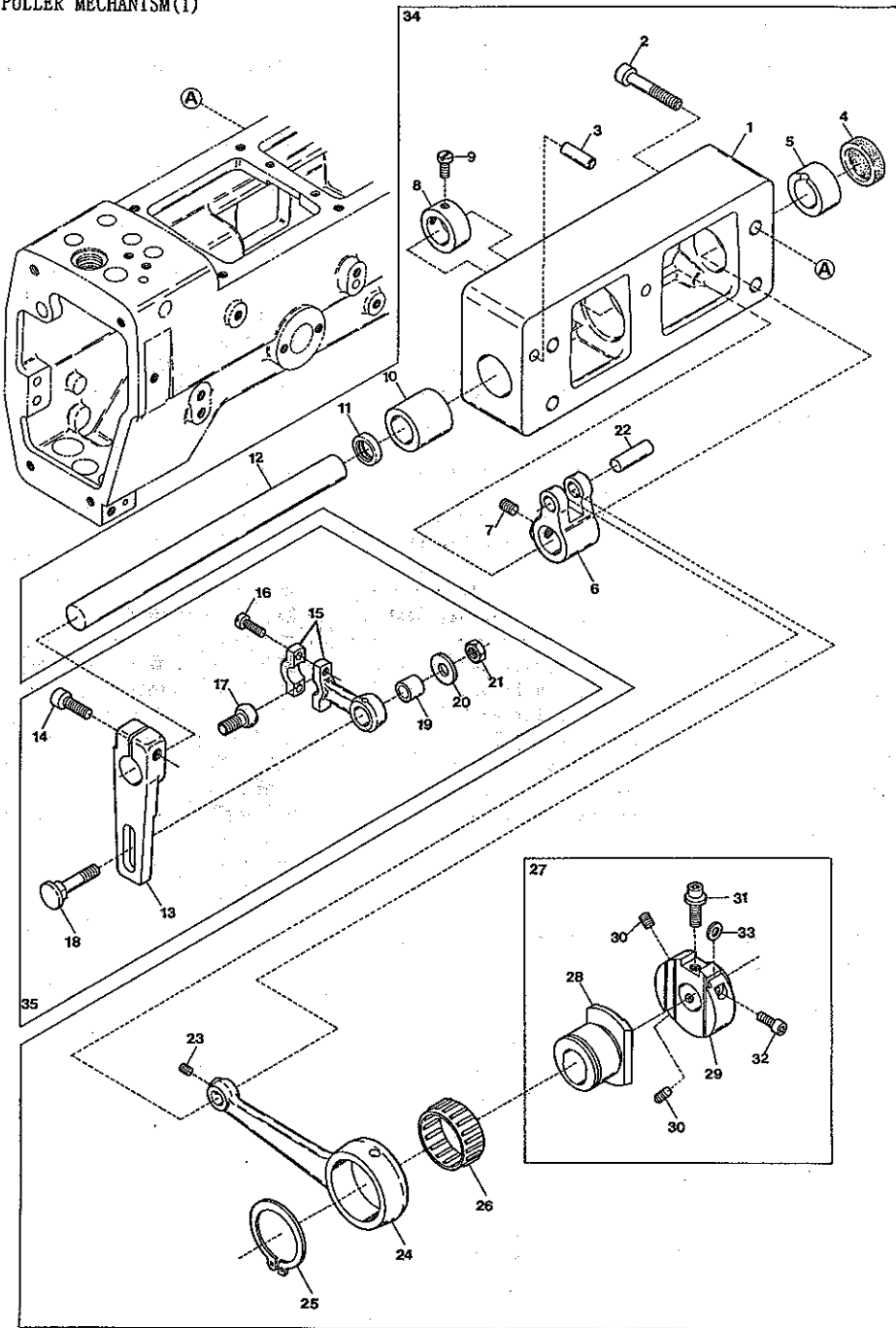
飾り糸関係

| Ref. No. | Parts No. | Description | 品名 | Amt. Req. |
|----------|-----------|---------------------------------|----------------|-----------|
| 1 | 0093863 | Thread Tension Spring Cap | 糸調子バネキャップ(上) | 1 |
| 2 | 3100086 | Top Cover Thread Tension Spring | 飾り糸調子バネ | 1 |
| 3 | 0090071 | Thread Tension Spring Retainer | 糸調子バネキャップ(下) | 1 |
| 4 | 000177 | Felt | フェルト | 1 |
| 5 | 0031111 | Tension Disc | 糸調子皿 | 2 |
| 6 | 0098335 | Tension Post | 糸調子棒 | 1 |
| 7 | 0090812 | Tension Post Ferrule | 糸調子棒糸摺レ | 1 |
| 8 | 0090856 | Tension Disc Eyelet | 糸調子皿糸道 | 1 |
| 9 | 0090807 | Thread Lead-in Guide | 糸調子台糸道 | 1 |
| 10 | 3200048 | Top Cover Thread Eyelet(Left) | 飾り糸道(左) | 1 |
| 11 | 110009 | Screw(M4-0.7×8) | 止ネジ | 4 |
| 12 | 3200049 | Top Cover Thread Take-up | 飾り糸繰り | 1 |
| 13 | 0020119 | Thread Eyelet Pipe(Short) | 糸道パイプ(短) | 1 |
| 14 | 0093528 | Thread Eyelet Pipe Stay | 糸道パイプ支エ | 1 |
| 15 | 004353 | Screw(9/64-40×7) | 止ネジ | 1 |
| 16 | 000532 | Washer | ワッシャ | 1 |
| 17 | 3200047 | Top Cover Thread Eyelet(Right) | 飾り糸道(右) | 1 |
| 18 | 000541 | Washer | ワッシャ | 1 |
| 19 | | | | |
| 20 | 0093365 | Top Cover Thread Eyelet | 飾り糸道 | 1 |
| 21 | 001900 | Screw(1/8-44×2.4) | 止ネジ | 1 |
| 22 | 3100100 | Spreader Driving Bar Bushing | 飾り糸ルーバ棒ブッシュ | 1 |
| 23 | 0063055 | Oil Seal | オイルシール | 1 |
| 24 | 3200063 | Spreader Shaft Bushing(Left) | 飾り糸ルーバ軸ブッシュ(左) | 1 |
| 25 | 3200064 | Spreader Shaft Bushing(Right) | 飾り糸ルーバ軸ブッシュ(右) | 1 |
| 26 | 3100081 | Top Cover Thread Guide | 飾り糸案内 | 1 |
| 27 | 0063074 | Supplementary Thread Guide | 小調子台糸道 | 1 |
| 28 | 001818 | Tension Post | 糸調子棒 | 1 |
| 29 | 0037108 | Supplementary Tension Disc | 小調子皿 | 2 |
| 30 | 0035813 | Supplementary Tension Spring | 飾り糸調子バネ | 1 |
| 31 | 000360 | Nut | ナット | 1 |

※ Applicable Models(適用機種)

- VC3611-145L-D VC3611-156L-D
- VC3711-148L-D VC3711-156L-D

PULLER MECHANISM(1)

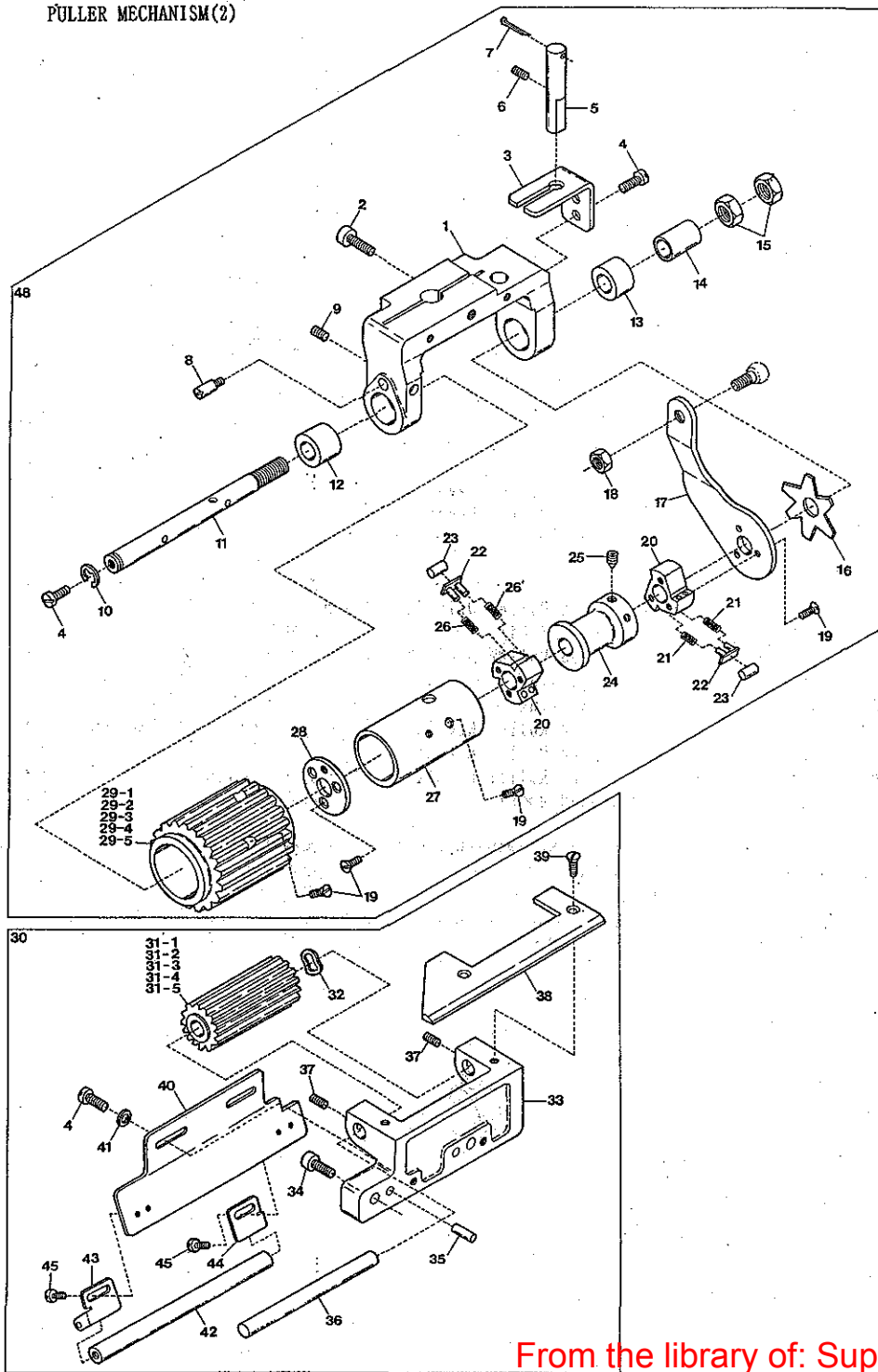


PULLER MECHANISM EXCLUSIVE PARTS(1)

プラー機構専用部品(1)

| Ref. No. | Parts No. | Description | 品名 | 17 Amt. | Req. |
|----------|-----------|---|--------------|---------|------|
| 1 | 3100625 | Upper Feed Roller Shaft Bracket | 上ローラ軸ブラケット | 1 | 1 |
| 2 | 120019 | Screw(M6-1×18) | 止ネジ | 4 | 4 |
| 3 | 000779 | Knock Pin | ノックピン | 2 | 2 |
| 4 | 3100006 | Seal Plug | 詰栓 | 1 | 1 |
| 5 | 3100607 | Roller Shaft Bushing(Right) | 上ローラ軸ブッシュ(右) | 1 | 1 |
| 6 | 3100604 | Upper Feed Roller Shaft Lever | 上ローラ軸腕 | 1 | 1 |
| 7 | 160007 | Screw(M6-1×6) | 止ネジ | 2 | 2 |
| 8 | 0065398 | Collar(14×22×10mm) | カラー | 1 | 1 |
| 9 | 009604 | Screw(11/64-40×5.5) | 止ネジ | 2 | 2 |
| 10 | 3100626 | Roller Shaft Bushing(Left) | 上ローラ軸ブッシュ(左) | 1 | 1 |
| 11 | 0065395 | Oil Seal | オイルシール | 1 | 1 |
| 12 | 3100605 | Upper Feed Roller Shaft | 上ローラ軸 | 1 | 1 |
| 13 | 3100608 | Upper Feed Roller Lever | 上ローラレバー | 1 | 1 |
| 14 | 120012 | Screw(M6-1×20) | 止ネジ | 1 | 1 |
| 15 | 0065400 | Upper Feed Roller Lever Rod | 上ローラレバーロッド | 1 | 1 |
| 16 | 001174 | Screw(9/64-40×10.3) | 止ネジ | 2 | 2 |
| 17 | 0060109 | Ball Stud | 上ローラレバーロッド球 | 1 | 1 |
| 18 | 0065401 | Upper Feed Roller Lever Pin | 上ローラレバーピン | 1 | 1 |
| 19 | 0065402 | Upper Feed Roller Lever Rod Sleeve | レバーロッドスリーブ | 1 | 1 |
| 20 | 000613 | Washer | ワッシャ | 1 | 1 |
| 21 | 000306 | Nut | ナット | 1 | 1 |
| 22 | 0032921 | Upper Feed Roller Driving Rod Pin | 上ローラロッドピン | 1 | 1 |
| 23 | 160001 | Screw(M4-0.7×4) | 止ネジ | 1 | 1 |
| 24 | 3100602 | Upper Feed Roller Driving Rod | 上ローラロッド | 1 | 1 |
| 25 | 3100192 | Retaining Ring | ストップリング | 1 | 1 |
| 26 | 3100623 | Roller Bearing | ニードルベアリング | 1 | 1 |
| 27 | 3100603 | Upper Feed Roller Regulator, Complete Set | 上ローラ調節器(組) | 1 | 1 |
| 28 | 3100601 | Upper Feed Roller Eccentric | 上ローラエキセン | 1 | 1 |
| 29 | 3100600 | Upper Feed Roller Regulator | 上ローラ調節器 | 1 | 1 |
| 30 | 160003 | Screw(M5-0.8×5) | 止ネジ | 2 | 2 |
| 31 | 190007 | Adjusting Screw(M5-0.8×6) | 調節ネジ | 1 | 1 |
| 32 | 120008 | Screw(M4-0.7×8) | 止ネジ | 1 | 1 |
| 33 | 000530 | Washer | ワッシャ | 1 | 1 |
| 34 | 3100636 | Upper Feed Roller Shaft Bracket, C. Set | 上ローラ軸ブラケット | 1 | 1 |
| 35 | --- | See page 19 | 19ページ参照 | 1 | 1 |

PULLER MECHANISM(2)



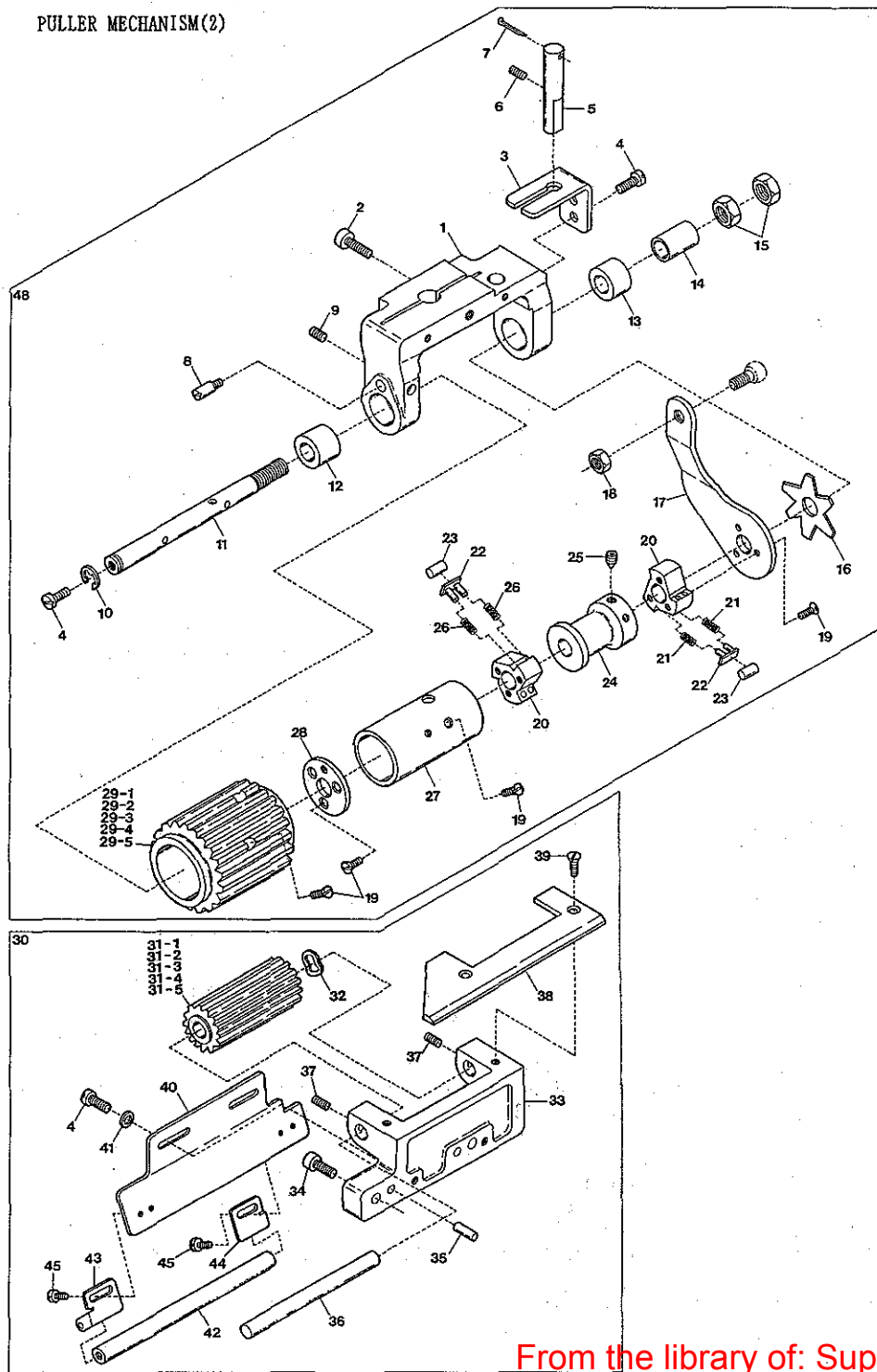
PULLER MECHANISM EXCLUSIVE PARTS(2)

プラー機構専用部品(2)

| Ref. No. | Parts No. | Description | 品名 | Amt. Req. |
|----------|-----------|-------------------------------------|---------------|-----------|
| 1 | 3100611 | Upper Feed Roller Yoke | 上ローラヨーク | 1 |
| 2 | 120012 | Screw(M6-1×20) | 止ネジ | 1 |
| 3 | 3100612 | Upper Feed Roller Yoke Guide | 上ローラヨークガイド | 1 |
| 4 | 110009 | Screw(M4-0.7×8) | 止ネジ | 5 |
| 5 | 3100613 | Upper Feed Roller Yoke Pin | 上ローラヨークピン | 1 |
| 6 | 003662 | Screw(M6-1×6) | 止ネジ | 1 |
| 7 | 0090620 | Cotter Pin | 割リピン | 1 |
| 8 | 006270 | Screw(9/64-40×0.5) | 止ネジ | 1 |
| 9 | 160001 | Screw(M4-0.7×4) | 止ネジ | 2 |
| 10 | 0060056 | Retaining Ring | ストップリング | 1 |
| 11 | 3100617 | Clutch Driving Shaft | クラッチ軸 | 1 |
| 12 | 3100616 | Clutch Driving Shaft Bushing(Left) | クラッチ軸ブッシュ(左) | 1 |
| 13 | 0065414 | Clutch Driving Shaft Bushing(Right) | クラッチ軸ブッシュ(右) | 1 |
| 14 | 0065421 | Clutch Tension Sleeve | クラッチテンションスリーブ | 1 |
| 15 | 000145 | Adjusting Nut | 調節ナット | 2 |
| 16 | 0065420 | Clutch Tension Spring | クラッチテンションバネ | 1 |
| 17 | 3100615 | Clutch Driving Lever | クラッチ板(右) | 1 |
| 18 | 000306 | Nut | ナット | 1 |
| 19 | 007621 | Screw(9/64-40×8.5) | 止ネジ | 12 |
| 20 | 0095061 | Clutch | クラッチ | 2 |
| 21 | 3010022 | Clutch Spring(Thick) | クラッチバネ(太) | 6 |
| 22 | 0095066 | Clutch Spring Seat | クラッチバネ座 | 6 |
| 23 | 0065417 | Clutch Roller | クラッチローラ | 6 |
| 24 | 3100618 | Clutch Spacer | クラッチスペーサ | 1 |
| 25 | 160005 | Screw(M6-1×8) | 止ネジ | 1 |
| 26 | 0095065 | Clutch Spring | クラッチバネ | 6 |
| 27 | 0065415 | Clutch Sleeve | クラッチスリーブ | 1 |
| 28 | 0065418 | Clutch Check Plate | クラッチ板(左) | 1 |
| 29-1 | 0065422 | Upper Feed Roller(30 teeth) | 上ローラ(30山) | 1 |
| 29-2 | 3101354 | " (50 teeth)(Extra) | " (50山)(特注品) | 1 |
| 29-3 | 0065468 | " (26 teeth)(") | " (26山)(") | 1 |
| 29-4 | 0066735 | " (24 teeth)(") | " (24山)(") | 1 |
| 29-5 | 0066737 | " (20 teeth)(") | " (20山)(") | 1 |
| 30 | 3100638 | Lower Feed Roller Support, C. Set | 下ローラサポート(組) | 1 |
| 31-1 | 0065461 | Lower Feed Roller(15 teeth) | 下ローラ(15山) | 1 |
| 31-2 | 3101355 | " (25 teeth)(Extra) | " (25山)(特注品) | 1 |
| 31-3 | 0065469 | " (13 teeth)(") | " (13山)(") | 1 |
| 31-4 | 0066736 | " (12 teeth)(") | " (12山)(") | 1 |
| 31-5 | 0066738 | " (10 teeth)(") | " (10山)(") | 1 |
| 32 | 000492 | Corrugated Washer | 波形ワッシャ | 1 |
| 33 | 3100620 | Lower Feed Roller Support | 下ローラサポート | 1 |
| 34 | 120006 | Screw(M6-1×12) | 止ネジ | 2 |
| 35 | 000779 | Knock Pin | ノックピン | 2 |
| 36 | 3100622 | Lower Feed Roller Shaft | 下ローラ軸 | 1 |
| 37 | 150001 | Screw(M4-0.7×4) | 止ネジ | 2 |
| 38 | 3100621 | Lower Feed Roller Cover | 下ローラ補助カバー | 1 |
| 39 | 130002 | Screw(M3-0.5×6) | 止ネジ | 2 |
| 40 | 0065431 | Supplementary Roller Support | 補助ローラ取付板 | 1 |

※ Ref.No. 41 to 48 See the following page.

PULLER MECHANISM(2)



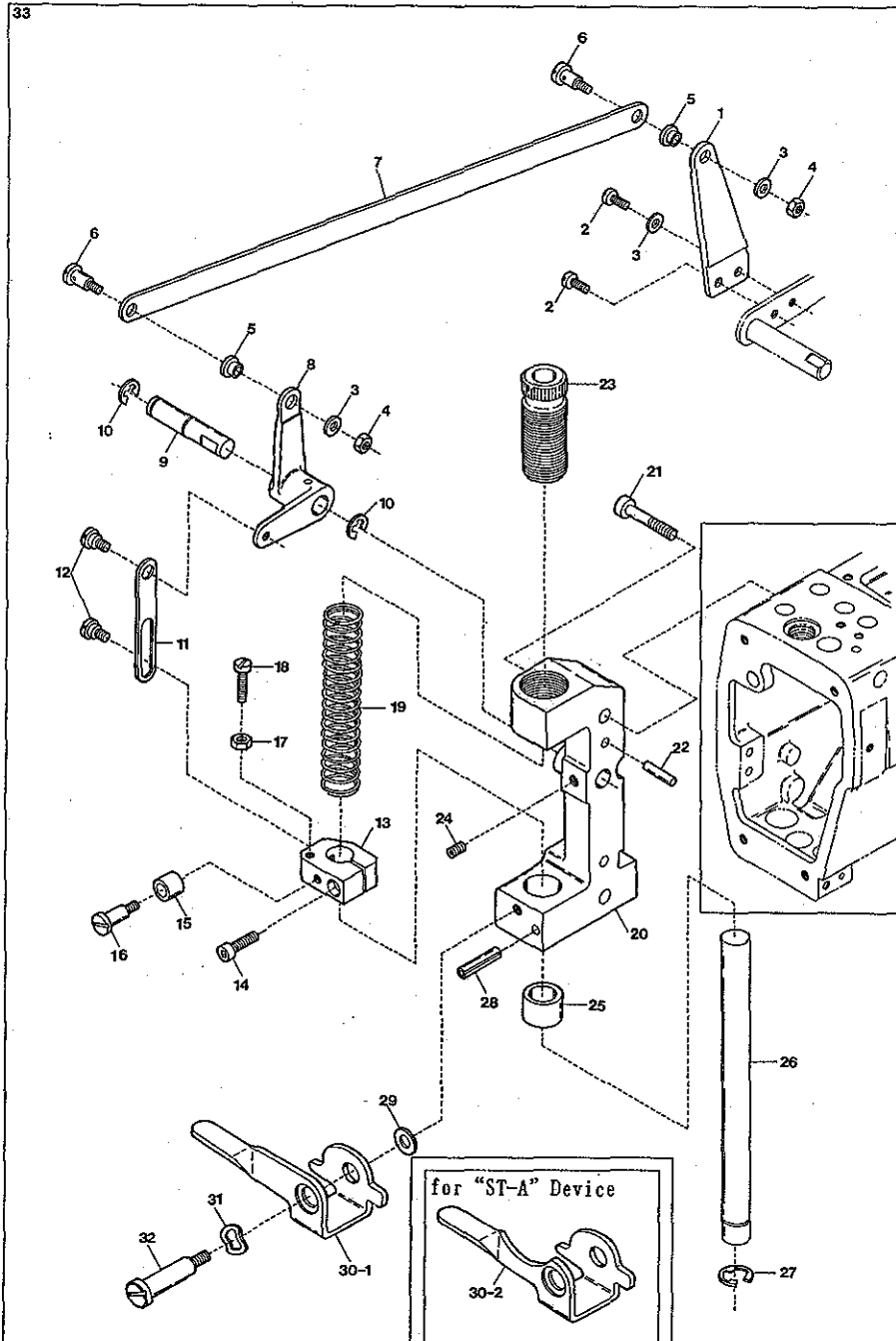
PULLER MECHANISM EXCLUSIVE PARTS(2)

プラー機構専用部品(2)

| Ref. No. | Parts No. | Description | 品名 | Amt. | Req. |
|----------|-----------|------------------------------|------------|------|------|
| 41 | 000538 | Washer | ワッシャ | 2 | |
| 42 | 0065435 | Supplementary Roller | 補助ローラ | 1 | |
| 43 | 0065436 | Supplementary Roller Stay(A) | 補助ローラ支工(A) | 1 | |
| 44 | 0065437 | Supplementary Roller Stay(B) | 補助ローラ支工(B) | 1 | |
| 45 | 009730 | Screw(1/8-44×5.3) | 止ネジ | 4 | |
| 46 | | | | | |
| 47 | | | | | |
| 48 | ---- | See page 19 | 19ページ参照 | | |

※ Ref.No. 1 to 40 See the preceding page.

PULLER MECHANISM(3)

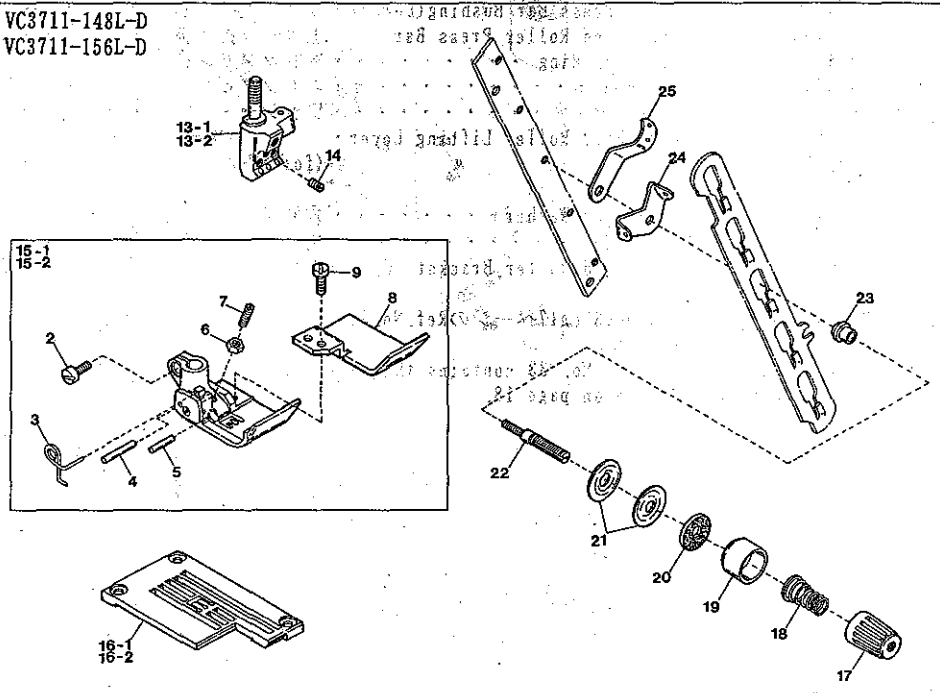
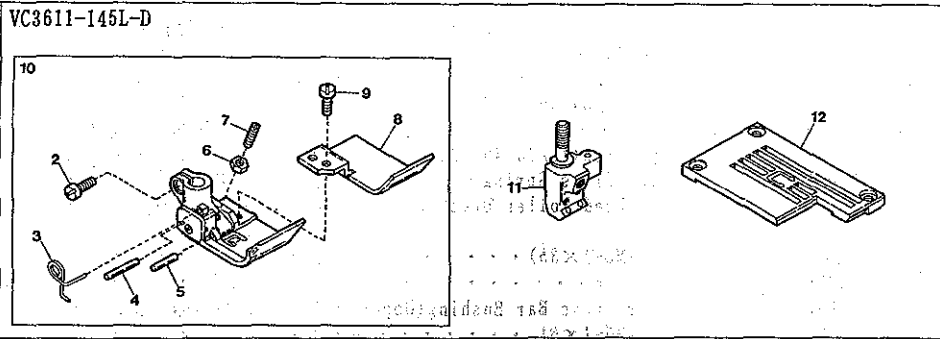
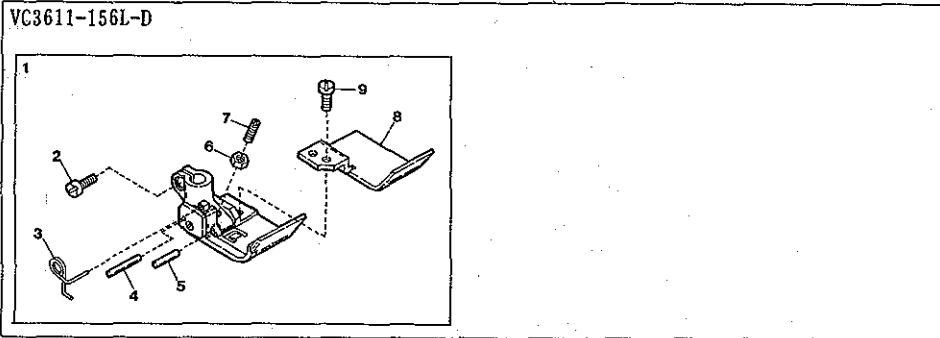


PULLER MECHANISM EXCLUSIVE PARTS(3)

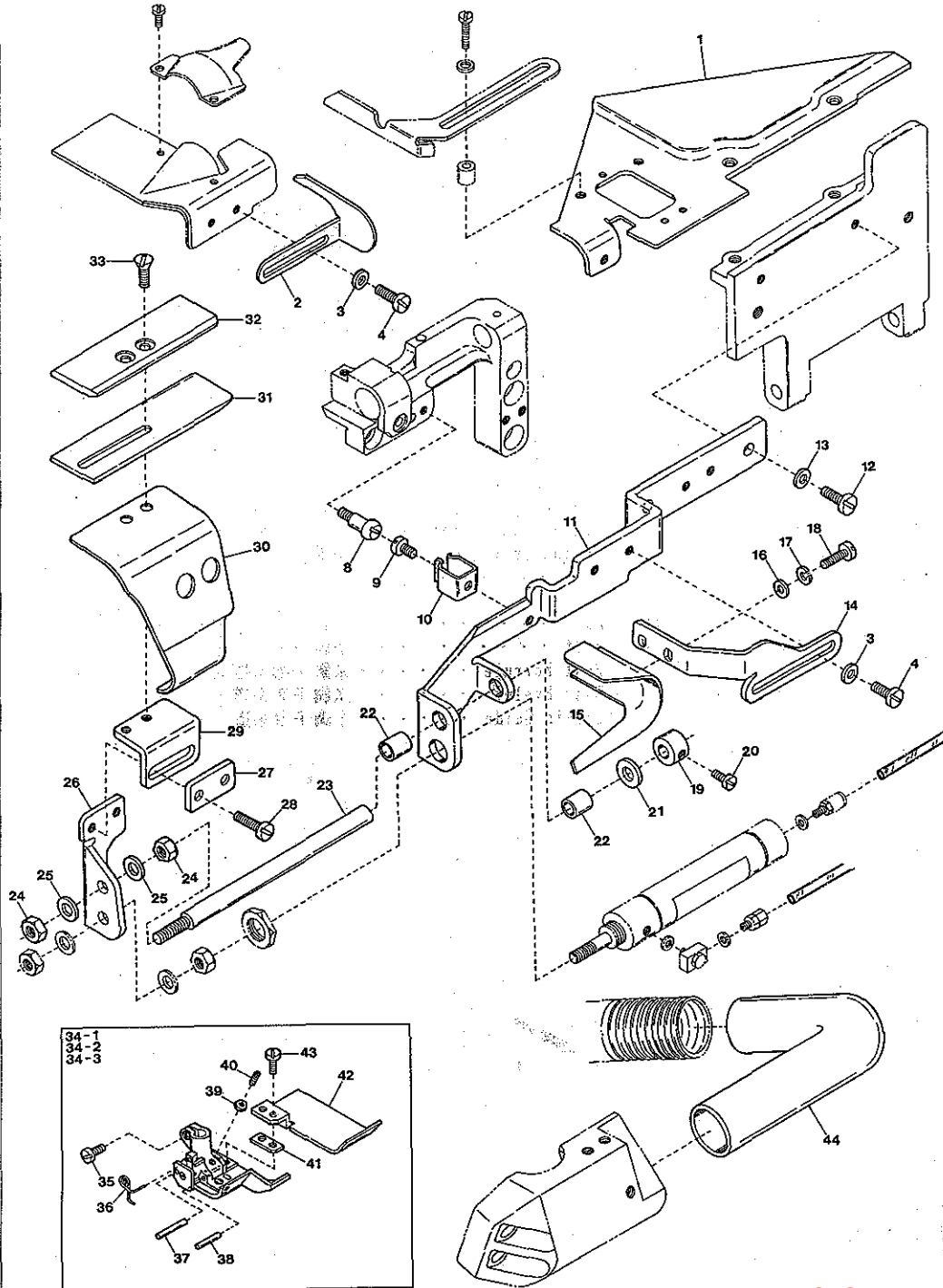
プラー機構専用部品(3)

| Ref. No. | Parts No. | Description | 品名 | Amt. Req. |
|----------|-----------|-----------------------------------|----------------|-----------|
| 1 | 0065381 | Upper Feed Roller Lifter(Right) | 上ローラ揚ゲ(右) | 1 |
| 2 | 004440 | Screw(11/64-40×8.3) | 止ネジ | 2 |
| 3 | 000538 | Washer | ワッシャ | 3 |
| 4 | 000334 | Nut | ナット | 2 |
| 5 | 0034979 | Flexible Wire Clamp Bushing | ワイヤ止メブッシュ | 2 |
| 6 | 006075 | Screw(11/64-40×6) | 止ネジ | 2 |
| 7 | 0067126 | Lifter Connecting Plate | 上ローラ揚ゲ連結板 | 1 |
| 8 | 0065374 | Upper Feed Roller Lifter(left) | 上ローラ揚ゲ(左) | 1 |
| 9 | 0065375 | Upper Feed Roller Lifter Pin | 上ローラ揚ゲピン | 1 |
| 10 | 0095027 | Retaining Ring | ストップリング | 2 |
| 11 | 0065376 | Lifter Connecting Plate | 上ローラ吊リ | 1 |
| 12 | 006038 | Screw(3/16-32×2.2) | 止ネジ | 2 |
| 13 | 0065407 | Roller Press Bar Bracket | 上ローラ押エ棒抱キ | 1 |
| 14 | 005650 | Screw(M5-0.8×14) | 止ネジ | 1 |
| 15 | 0065402 | Lifting Lever Sleeve | 止ローラレバースリーブ | 1 |
| 16 | 006411 | Screw(11/64-40×5.5) | 止ネジ | 1 |
| 17 | 000340 | Nut | ロックナット | 1 |
| 18 | 009931 | Stop Screw(11/64-40×26) | ストップネジ | 1 |
| 19 | 3100614 | Roller Press Spring | 上ローラ押エバネ | 1 |
| 20 | 3100610 | Upper Feed Roller Bracket | 上ローラブラケット | 1 |
| 21 | 009753 | Screw(M6-1×35) | 止ネジ | 2 |
| 22 | 000779 | Knock Pin | ノックピン | 2 |
| 23 | 0065405 | Roller Press Bar Bushing(Upper) | 上ローラ押エ棒ブッシュ(上) | 1 |
| 24 | 160007 | Screw(M6-1×6) | 止ネジ | 1 |
| 25 | 3100609 | Roller Press Bar Bushing(Lower) | 上ローラ押エ棒ブッシュ(下) | 1 |
| 26 | 0065404 | Upper Feed Roller Press Bar | 上ローラ押エ棒 | 1 |
| 27 | 0034117 | Retaining Ring | ストップリング | 1 |
| 28 | 000690 | Stop Pin | ストップピン | 1 |
| 29 | 000613 | Washer | ワッシャ | 1 |
| 30-1 | 0067111 | Upper Feed Roller Lifting Lever | 手揚ゲ | 1 |
| 30-2 | 3101220 | " | (for ST-A) " | 1 |
| 31 | 000487 | Corrugated Washer | 波形ワッシャ | 1 |
| 32 | 170008 | Screw(M6-1×9) | 止ネジ | 1 |
| 33 | 3100637 | Upper Feed Roller Bracket, C. Set | 上ローラブラケット(組) | 1 |

(注) Ref.No. 33のPart No. 3100637は17ページのRef.No. 35及び18ページのRef.No. 48の部分を含んだPart No. です。
 Note: Part No. 3100637 of Ref. No. 33 contains the part number of Ref. No. 35 on page 17 and Ref. No. 48 on page 18.



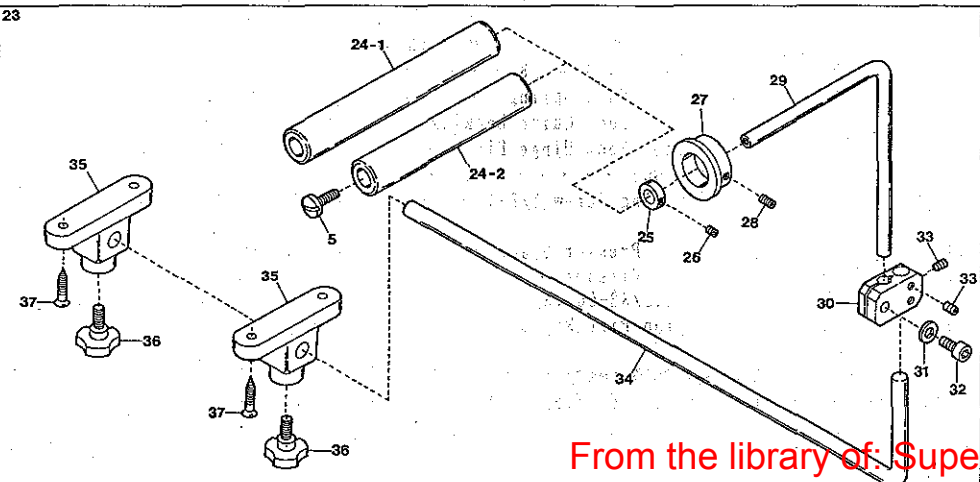
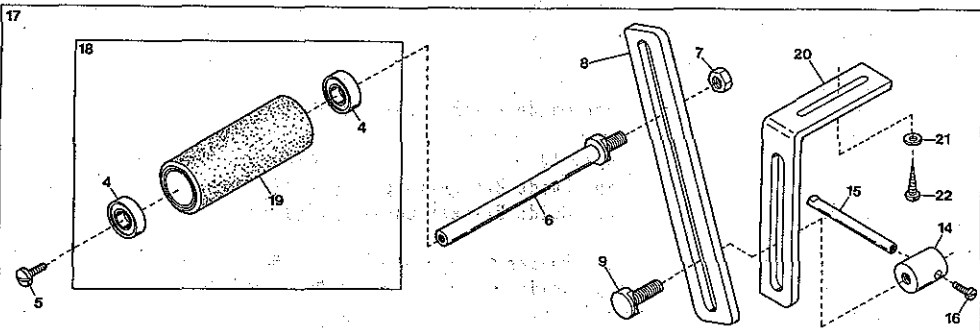
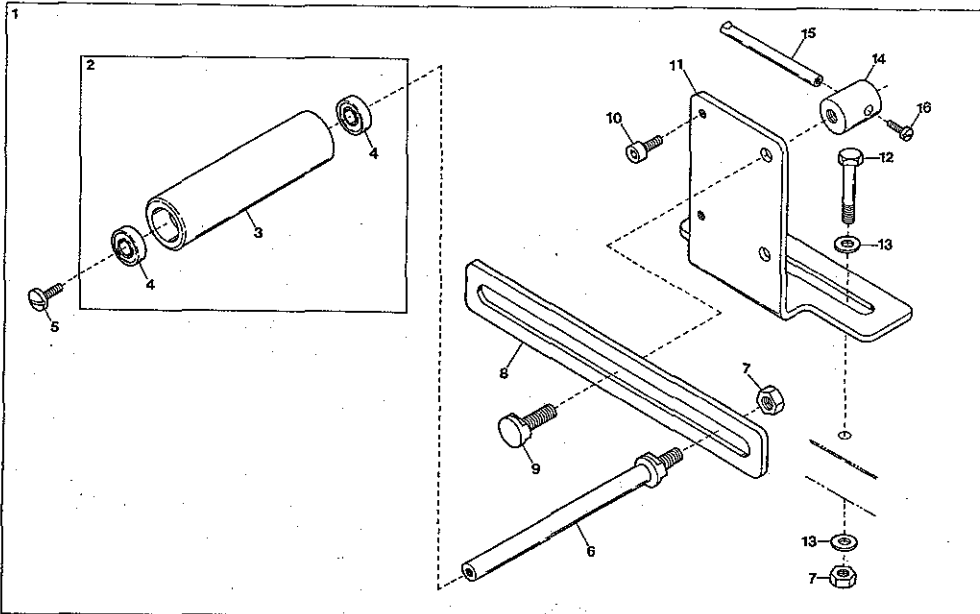
| VC3611-156L-D, 145L-D, VC3711-148L-D, 156L-D EXCLUSIVE PARTS | | サブモデル専用部品 | | 20 |
|--|-----------|---------------------------------|--------------|-----------|
| Ref. No. | Parts No. | Description | 品名 | Amt. Req. |
| 1 | 3117088 | Presser Foot, Complete Set(156) | 押エ(組) | 1 |
| 2 | 001186 | Screw(9/64-40×7.8) | 止ネジ | 1 |
| 3 | 0063280 | Presser Foot Spring | 小押エバネ | 1 |
| 4 | 0065366 | Presser Foot Guide Locking Pin | 回り止メピン | 1 |
| 5 | 0063282 | Presser Foot Hinge Pin | 押エヒンジピン | 1 |
| 6 | 000327 | Lock Nut | ロックナット | 1 |
| 7 | 003302 | Adjusting Screw(1/8-44×11) | 調節ネジ | 1 |
| 8 | 3117084 | Fabric Presser | 布押エ | 1 |
| 9 | 001228 | Screw(3/32-56×3.2) | 止ネジ | 2 |
| 10 | 3097052 | Presser Foot, Complete Set(145) | 押エ(組) | 1 |
| 11 | 3099104 | Needle Clamp(45) | 針止メ | 1 |
| 12 | 3098044 | Stitch Plate(45L) | 針板 | 1 |
| 13-1 | 0093356 | Needle Clamp(48) | 針止メ | 1 |
| 13-2 | 0093357 | " (56) | " | 1 |
| 14 | 001900 | Screw(1/8-44×2.4) | 止ネジ | 3 |
| 15-1 | 3117122 | Presser Foot, Complete Set(148) | 押エ(組) | 1 |
| 15-2 | 3117124 | " " (156) | " | 1 |
| 16-1 | 3118024 | Stitch Plate(48L) | 針板 | 1 |
| 16-2 | 3118025 | " (56L) | " | 1 |
| 17 | 0093863 | Thread Tension Spring Cap | 糸調子バネキャップ(上) | 1 |
| 18 | 0090814 | Needle Thread Tension Spring | 糸調子バネ | 1 |
| 19 | 0090071 | Thread Tension Spring Retainer | 糸調子バネキャップ(下) | 1 |
| 20 | 000177 | Felt | フェルト | 1 |
| 21 | 0031111 | Tension Disc | 糸調子皿 | 2 |
| 22 | 009835 | Tension Post | 糸調子棒 | 1 |
| 23 | 0090812 | Tension Post Ferrule | 糸調子棒糸摺レ | 1 |
| 24 | 0090856 | Tension Disc Eyelet | 糸調子皿糸道 | 1 |
| 25 | 0090807 | Thread Lead-in Guide | 糸調子台糸道 | 1 |



VC3645P-D EXCLUSIVE PARTS(1)

| Ref. No. | Parts No. | Description | 品名 | 21 Amt. Req. |
|----------|-----------|-----------------------------------|-----------|--------------|
| 1 | 3110196 | Front Cover(Upper) | 前開キカバー(上) | 1 |
| 2 | 3110199 | Fabric Guide(Left) | 布ガイド(左) | 1 |
| 3 | 000538 | Washer | ワッシャ | 6 |
| 4 | 110009 | Screw(M4-0.7×8) | 止ネジ | 4 |
| 5 | | | | |
| 6 | | | | |
| 7 | | | | |
| 8 | 190056 | Screw(M4-0.7×5) | バネ掛ケネジ | 1 |
| 9 | 110012 | Screw(M4-0.7×5) | 止ネジ | 1 |
| 10 | 0094201 | Cover Latch Spring | カバーラッチバネ | 1 |
| 11 | 3110197 | Cylinder Holder | シリンダ台 | 1 |
| 12 | 110011 | Screw(M5-0.8×10) | 止ネジ | 2 |
| 13 | 000669 | Washer | ワッシャ | 2 |
| 14 | 3110198 | Fabric Guide Holder | 布ガイド台 | 1 |
| 15 | 0065233 | Fabric Guide | 布ガイド | 1 |
| 16 | 000535 | Washer | ワッシャ | 2 |
| 17 | 000644 | Spring Washer | スプリングワッシャ | 2 |
| 18 | 004358 | Screw(9/64-40×5.6) | 止ネジ | 2 |
| 19 | 0094664 | Collar(6.1×12×8) | カラー | 1 |
| 20 | 009604 | Screw(11/64-40×5.5) | 止ネジ | 1 |
| 21 | 000588 | Anti-shock Rubber | 緩衝ゴム | 1 |
| 22 | 0067031 | Cylinder Guide Bar Bushing | ブッシュ | 2 |
| 23 | 3101260 | Cylinder Guide Bar | シリンダガイド | 1 |
| 24 | 000009 | Nut | ナット | 2 |
| 25 | 000426 | Washer | ワッシャ | 2 |
| 26 | 3110195 | Elastic Tape Guide Bracket(Lower) | 定規台(下) | 1 |
| 27 | 3110194 | Spacer | スペーサ | 1 |
| 28 | 110035 | Screw(M4-0.7×10) | 止ネジ | 2 |
| 29 | 3110193 | Elastic Tape Guide Bracket(Upper) | 定規台(上) | 1 |
| 30 | 3110192 | Elastic Tape Guide Bracket Cover | 定規台カバー | 1 |
| 31 | 3110191 | Elastic Tape Holder | テープ受ケ | 1 |
| 32 | 3110190 | Elastic Tape Guide | 可動ゴムガイド | 1 |
| 33 | 130007 | Screw(M4-0.7×10) | 止ネジ | 2 |
| 34-1 | 3117094 | Presser Foot, Complete Set(040) | 押エ(組) | 1 |
| 34-2 | 3117092 | " " (048) | " " | 1 |
| 34-3 | 3117090 | " " (056) | " " | 1 |
| 35 | 001186 | Screw(9/64-40×7.8) | 止ネジ | 1 |
| 36 | 0063280 | Presser Foot Spring | 小押エバネ | 1 |
| 37 | 0065366 | Presser Foot Guide Locking Pin | 回り止メビン | 1 |
| 38 | 0063282 | Presser Foot Hinge Pin | 押エヒンジピン | 1 |
| 39 | 000327 | Lock Nut | ロックナット | 1 |
| 40 | 003302 | Adjusting Screw(1/8-44×11) | 調節ネジ | 1 |
| 41 | 3110201 | Fabric Presser Spacer | 布押エスペーサ | 1 |
| 42 | 3117048 | Fabric Presser | 布押エ | 1 |
| 43 | 001228 | Screw(3/32-56×3.2) | 止ネジ | 2 |
| 44 | 3110200 | Suction Pipe(Right) | 吸込管(右) | 1 |

(注) カラーの寸法は内径×外径×幅を表しています。
 Note: Size of Collar Inside dia.×Outside dia.×Thickness.



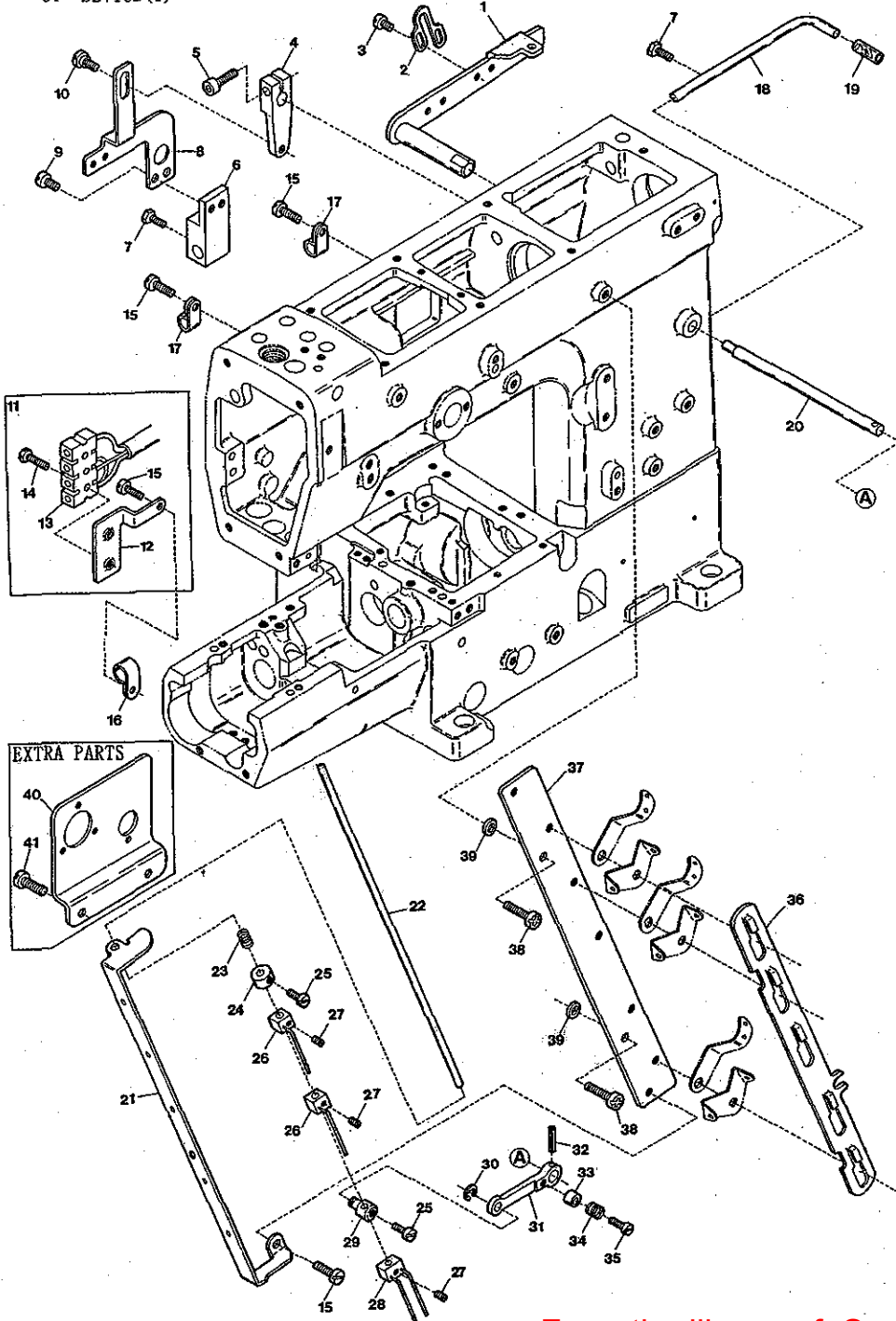
VC3645P-D EXCLUSIVE PARTS(2)

サブモデル専用部品(2)

| Ref. No. | Parts No. | Description | 品名 | Amt. | Req. |
|----------|-----------|-----------------------------------|-----------------|------|------|
| 1 | 3100767 | Tension Roller(Upper), C. Set(2) | テンションローラ(上)(組2) | 1 | 1 |
| 2 | 3100768 | Tension Roller(Upper), C. Set(1) | テンションローラ(上)(組1) | 1 | 1 |
| 3 | 3100769 | Tension Roller(Upper) | テンションローラ(上) | 1 | 1 |
| 4 | 3100770 | Tension Roller Ball Bearing | ボールベアリング | 4 | 4 |
| 5 | 009220 | Screw(11/64-40×8) | 止ネジ | 3 | 3 |
| 6 | 0063469 | Tension Roller Shaft | テンションローラ軸 | 2 | 2 |
| 7 | 000145 | Nut | ナット | 4 | 4 |
| 8 | 0064173 | Tension Roller Slider | スライダ | 2 | 2 |
| 9 | 006475 | Screw(M8-1.25×16) | 止ネジ | 2 | 2 |
| 10 | 009980 | Guide Screw(M6-1×10) | ガイドネジ | 1 | 1 |
| 11 | 3300101 | Tension Roller Holder | ホルダ | 1 | 1 |
| 12 | 009955 | Screw(M8-1.25×65) | 止ネジ | 2 | 2 |
| 13 | 000443 | Washer | ワッシャ | 4 | 4 |
| 14 | 0031014 | Slider Stop | スライダストップ | 2 | 2 |
| 15 | 0031015 | Slider Stop Handle | スライダストップハンドル | 2 | 2 |
| 16 | 009853 | Screw(11/64-40×6.5) | 止ネジ | 2 | 2 |
| 17 | 3110130 | Tension Roller(Lower), C. Set(2) | テンションローラ(下)(組2) | 1 | 1 |
| 18 | 3120240 | Tension Roller(Lower), C. Set(1) | テンションローラ(下)(組1) | 1 | 1 |
| 19 | 3120241 | Tension Roller(Lower) | テンションローラ(下) | 1 | 1 |
| 20 | 0065258 | Roller Holder(Lower) | 下ローラ台 | 1 | 1 |
| 21 | 000428 | Washer | ワッシャ | 2 | 2 |
| 22 | 006920 | Wood Screw(φ5.8×32) | 木ネジ | 2 | 2 |
| 23 | 3120114 | Elastic Tape Front Roller, C. Set | 前ローラ(組) | 1 | 1 |
| 24-1 | 0065253 | Front Roller(Long) | 前ローラ(長) | 1 | 1 |
| 24-2 | 0067140 | " " (Short) | " (短) | 1 | 1 |
| 25 | 0032719 | Collar(10×16×6mm) | カラー | 1 | 1 |
| 26 | 001459 | Screw(9/64-40×3) | 止ネジ | 1 | 1 |
| 27 | 0067023 | Elastic Tape Guide(Front) | ゴムガイド(前) | 1 | 1 |
| 28 | 003638 | Screw(11/64-40×4) | 止ネジ | 2 | 2 |
| 29 | 3120244 | Front Roller Shaft | 前ローラ軸 | 1 | 1 |
| 30 | 3120243 | Front Roller Shaft Connector | 前ローラ軸継手 | 1 | 1 |
| 31 | 000429 | Washer | ワッシャ | 1 | 1 |
| 32 | 009936 | Screw(M8-1.25×20) | 止ネジ | 1 | 1 |
| 33 | 160007 | Screw(M6-1×6) | 止ネジ | 3 | 3 |
| 34 | 3120245 | Front Roller Holding Shaft | 前ローラ支工軸 | 1 | 1 |
| 35 | 0067025 | Bracket | ブラケット | 2 | 2 |
| 36 | 009877 | Knob Bolt(M10-1.5×20) | ノブボルト | 2 | 2 |
| 37 | 009947 | Wood Screw(φ5.1×25) | 木ネジ | 4 | 4 |

(注) カラーの寸法は内径×外径×幅を表しています。
Note: Size of Collar Inside dia.×Outside dia.×Thickness.

"UT" DEVICE (1)



"UT" DEVICE (1)

| Ref. No. | Parts No. | Description | Amt. Req. |
|----------|-----------|----------------------------------|-----------|
| 1 | 0065373 | Lifter Lever | 1 |
| 2 | 0093499 | Lifter Lever Stop | 1 |
| 3 | 004358 | Screw(9/64-40×5,6) | 2 |
| 4 | 3100533 | Tension Release Lever | 1 |
| 5 | 120001 | Screw(M4-0.7×14) | 1 |
| 6 | 3100526 | Tension Release Block | 1 |
| 7 | 007610 | Screw(M4-0.7×10) | 2 |
| 8 | 3100525 | Tension Release Connecting Plate | 1 |
| 9 | 110009 | Screw(M4-0.7×8) | 2 |
| 10 | 170009 | Screw(M4-0.7×4) | 1 |
| 11 | 3100536 | Terminal Holder, Complete Set | 1 |
| 12 | 3100535 | Terminal Holder Support | 1 |
| 13 | 0063586 | Terminal Holder | 1 |
| 14 | 009985 | Screw(M2,5-0,45×10) | 2 |
| 15 | 110012 | Screw(M4-0,7×5) | 5 |
| 16 | 0063612 | Cord Clamp(4N-φ6,8) | 1 |
| 17 | 0094491 | Cord Clamp(2N-φ3,4) | 2 |
| 18 | 0022836 | Synchroniser Positioning Pin | 1 |
| 19 | 0022837 | Synchroniser Cushion | 1 |
| 20 | 0094387 | Tension Release Shaft | 1 |
| 21 | 3100529 | Thread Pull-off Eyelet | 1 |
| 22 | 0067101 | Thread Pull-off Bar | 1 |
| 23 | 0063076 | Swing-proof Spring | 1 |
| 24 | 0094433 | Collar(4×11×7mm) | 1 |
| 25 | 001208 | Screw(9/64-40×5) | 2 |

"UT"装置(1)

| 品名 | 品名 | Amt. Req. |
|--------------|--------------|-----------|
| 押エ揚ゲレバー | 押エ揚ゲレバー | 1 |
| 押エ揚ゲレバーストップ | 押エ揚ゲレバーストップ | 1 |
| 止ネジ | 止ネジ | 2 |
| 糸緩メ腕 | 糸緩メ腕 | 1 |
| 止ネジ | 止ネジ | 1 |
| 糸緩メブロック | 糸緩メブロック | 1 |
| 止ネジ | 止ネジ | 2 |
| 糸緩メ連結板 | 糸緩メ連結板 | 1 |
| 止ネジ | 止ネジ | 2 |
| 止ネジ | 止ネジ | 1 |
| 端子台(組) | 端子台(組) | 1 |
| 端子台取付板 | 端子台取付板 | 1 |
| 端子台 | 端子台 | 1 |
| 止ネジ | 止ネジ | 2 |
| 止ネジ | 止ネジ | 5 |
| コードクランプ | コードクランプ | 1 |
| コードクランプ | コードクランプ | 2 |
| ボジショナピン | ボジショナピン | 1 |
| ボジショナピンクッション | ボジショナピンクッション | 1 |
| 糸緩メ軸 | 糸緩メ軸 | 1 |
| 糸緩メ糸道 | 糸緩メ糸道 | 1 |
| 糸緩メ棒 | 糸緩メ棒 | 1 |
| 糸緩メ棒防振パネ | 糸緩メ棒防振パネ | 1 |
| カラー | カラー | 1 |
| 止ネジ | 止ネジ | 2 |

※ Ref.No. 26 to 41 See the following page.

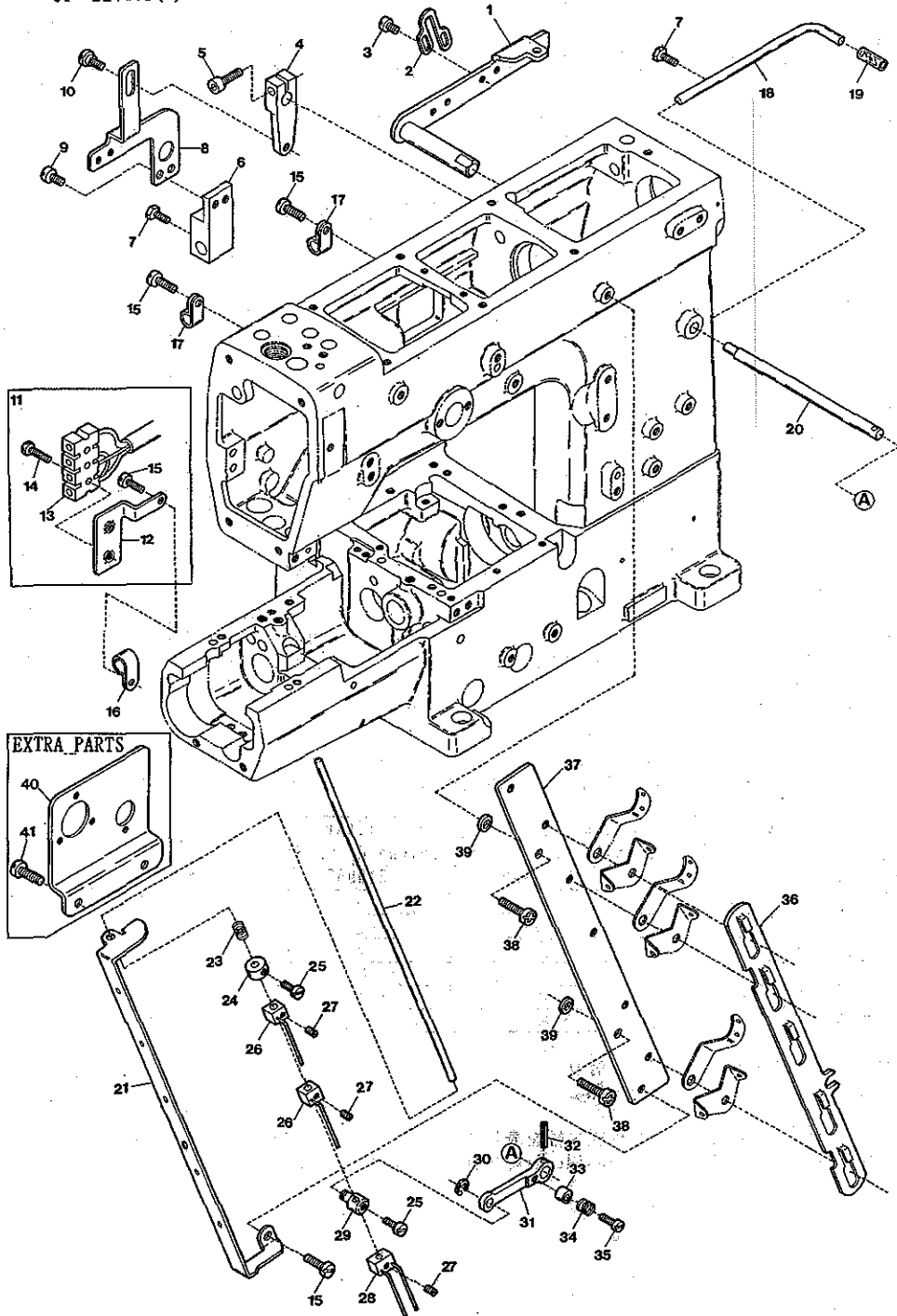
Device classification 装置の種類

| Mark | Trimming Solenoid, C. Set | Wiper Solenoid, C. Set | Foot Lifter Solenoid, C. Set |
|------|---------------------------|------------------------|------------------------------|
| 記号 | 0011802 | 3109930 | 3100571 |
| UT-1 | × | ○ | × |
| UT-2 | ○ | ○ | ○ |
| UT-3 | ○ | ○ | × |
| UT-4 | ○ | × | ○ |
| UT-5 | ○ | × | × |
| UT-6 | × | × | × |

○ Assembled ----- 有り
 × Non-assembled --- 無し

(注) カラーの寸法は内径×外径×幅を表しています。
 Note: Size of Collar Inside dia. ×Outside dia. ×Thickness.

“UT” DEVICE(1)



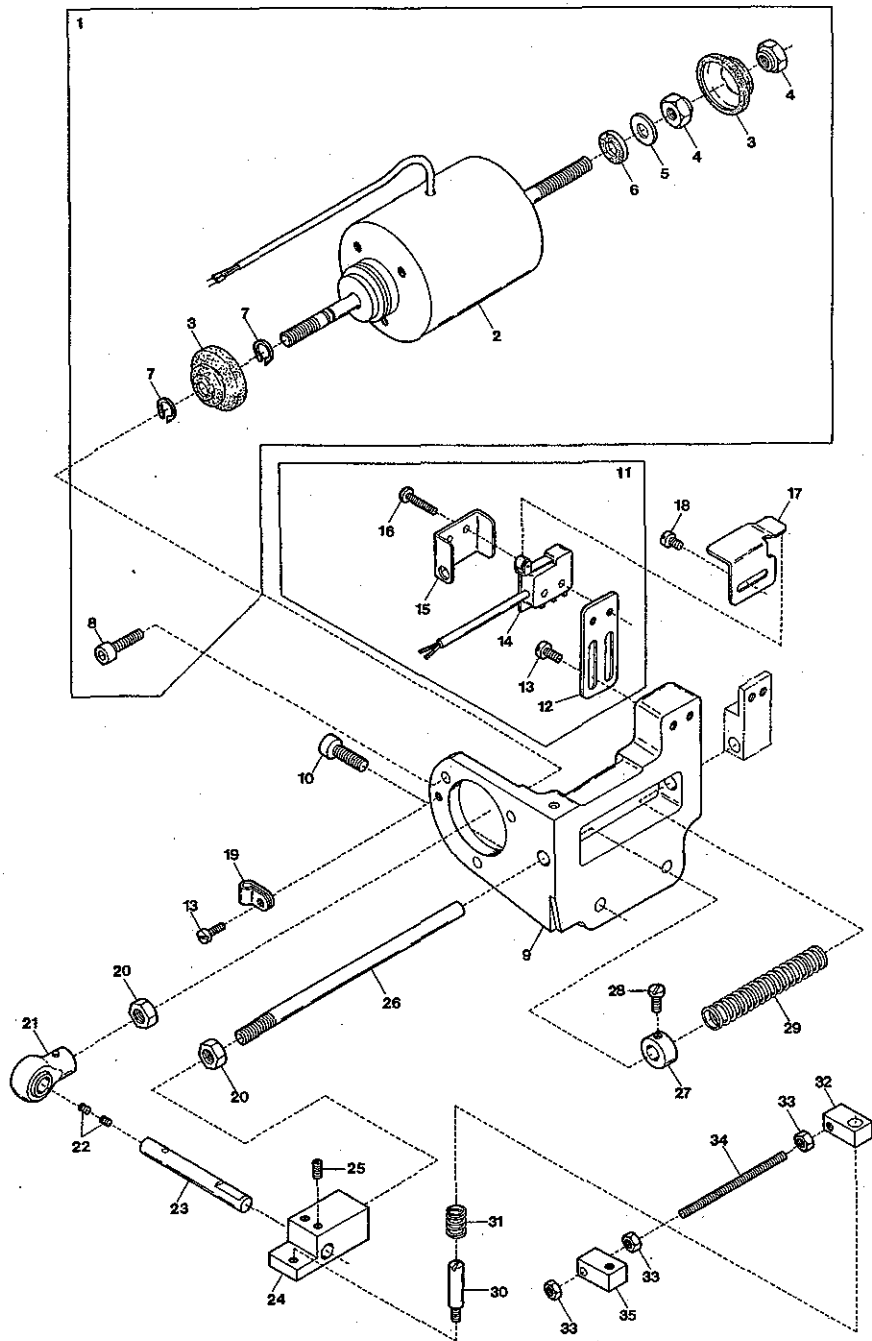
“UT” DEVICE(1)

| Ref. No. | Parts No. | Description | 品名 | Amt. Req. |
|----------|-----------|--------------------------------------|----------------|-----------|
| 26 | 3101276 | Thread Pull-off Hook Unit(See table) | 糸緩メフック(組)(下参照) | 1 |
| 27 | 001459 | Screw(9/64-40×3)(See table) | 止ネジ(下表参照) | 1 |
| 28 | 3101276 | Thread Pull-off Hook Unit(See table) | 糸緩メフック(組)(下参照) | 1 |
| 29 | 0094396 | Thread Pull-off Bar Holder | 糸緩メ棒連結片 | 1 |
| 30 | 0033024 | Retaining Ring | ストップリング | 1 |
| 31 | 0063515 | Thread Pull-off Lever | 糸緩メレバー | 1 |
| 32 | 000690 | Dowel Pin | 止メピン | 1 |
| 33 | 0094390 | Tension Release Adjusting Eccentric | 糸緩メ板調節コロ | 1 |
| 34 | 0095334 | Swing-proof Spring | 糸緩メ板防振パネ | 1 |
| 35 | 001170 | Screw(9/64-40×12) | 止ネジ | 1 |
| 36 | 3100528 | Tension Disc Separator | 糸緩メ板 | 1 |
| 37 | 3100527 | Tension Post Support | 糸調子台 | 1 |
| 38 | 110014 | Screw(M4-0.7×18) | 止ネジ | 2 |
| 39 | 000505 | Spacer | スペーサ | 2 |
| 40 | 3101202 | Connector Supporting Plate(Extra) | 取付板(特注品) | 1 |
| 41 | 110013 | Screw(M4-0.7×8)(Extra) | 止ネジ(特注品) | 2 |

※ Ref.No. 1 to 25 See the preceding page.

| Parts No | 3101275 | 001459 | 3101276 |
|---------------------------|-------------|-------------|------------|
| 2 Needle without Spreader | 2 個 pcs. | 3 個 pcs. | 1 個 pc. |
| 3 Needle without Spreader | 3 | 4 | 1 |
| 2 Needle with Spreader | 2 | 4 | 2 pcs. |
| 3 Needle with Spreader | 3 | 5 | 2 |

"UT" DEVICE(2)

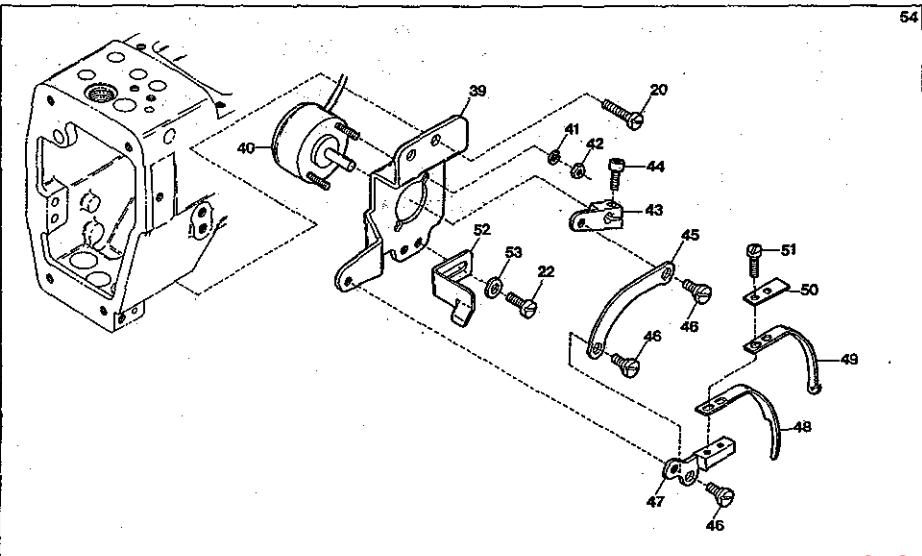
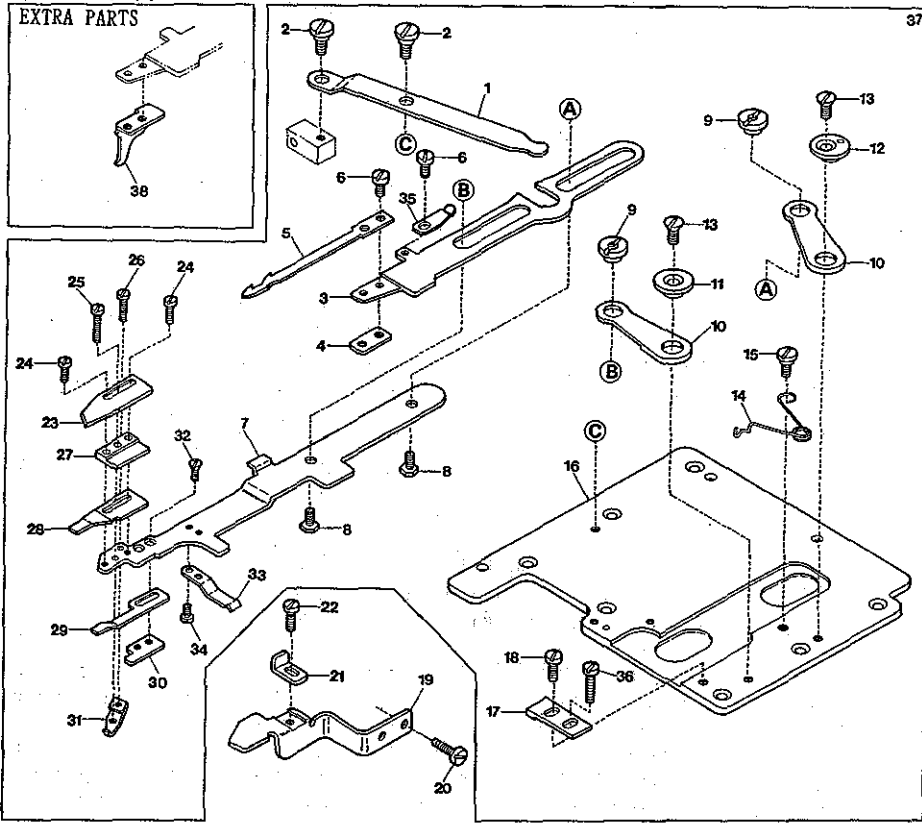


"UT" DEVICE(2)

| Ref. No. | Parts No. | Description | 品名 | Amt. Req. |
|----------|-----------|--|-------------|-----------|
| 1 | 0011802 | Trimming Solenoid, Complete Set | 糸切りソレノイド(組) | 1 |
| 2 | 0011801 | Trimming Solenoid | 糸切りソレノイド | 1 |
| 3 | 0063579 | Solenoid Dustproof Cover | ソレノイド防塵カバー | 2 |
| 4 | 000140 | Nut | ナット | 2 |
| 5 | 000598 | Washer | ワッシャ | 1 |
| 6 | 000597 | Anti-shock Rubber | 緩衝ゴム | 1 |
| 7 | 0077410 | Retaining Ring | ストップリング | 2 |
| 8 | 005650 | Screw(M5-0.8×14) | 止ネジ | 3 |
| 9 | 3100524 | Trimming Solenoid Support | ソレノイド取付台 | 1 |
| 10 | 120013 | Screw(M6-1×15) | 止ネジ | 2 |
| 11 | 0063610 | Switch, Complete Set | スイッチ(組) | 1 |
| 12 | 0063607 | Switch Support | スイッチ取付板 | 1 |
| 13 | 110004 | Screw(M3.5-0.6×8) | 止ネジ | 3 |
| 14 | 0063606 | Switch | スイッチ | 1 |
| 15 | 0063609 | Switch Cover | スイッチカバー | 1 |
| 16 | 009984 | Screw(M2.3-0.4×10) | 止ネジ | 2 |
| 17 | 0063608 | Switch Guide | スイッチガイド | 1 |
| 18 | 001227 | Screw(1/8-44×3.8) | 止ネジ | 2 |
| 19 | 0036133 | Cord Clamp(5N-φ8.4) | ゴードクランプ | 1 |
| 20 | 000145 | Nut | ナット | 2 |
| 21 | 0095388 | Plunger Connecting Rod | プランジャロッド | 1 |
| 22 | 001457 | Packing Screw(11/64-40×3.3) | 詰ネジ | 2 |
| 23 | 0095389 | Plunger Connecting Rod Pin | プランジャロッドピン | 1 |
| 24 | 3100520 | Plunger | プランジャ | 1 |
| 25 | 160003 | Screw(M5-0.8×5) | 止ネジ | 2 |
| 26 | 3100532 | Solenoid Return Shaft | ソレノイド戻シシャフト | 1 |
| 27 | 0093491 | Collar(8×16×8mm) | カラー | 1 |
| 28 | 009508 | Screw(11/64-40×7.5) | 止ネジ | 1 |
| 29 | 0095336 | Solenoid Return Spring | ソレノイド戻シバネ | 1 |
| 30 | 180006 | Screwed Pin(M5-0.8×6) | ピンネジ | 1 |
| 31 | 3100523 | Connecting Block(Right) Support Spring | 連結ブロック支エバネ | 1 |
| 32 | 3100522 | Connecting Block(Right) | 連結ブロック(右) | 1 |
| 33 | 100001 | Nut | ナット | 3 |
| 34 | 190008 | Connecting Rod | 連結棒 | 1 |
| 35 | 3100521 | Connecting Block(Left) | 連結ブロック(左) | 1 |

(注) カラーの寸法は内径×外径×幅を表しています。
 Note: Size of Collar Inside dia.×Outside dia.×Thickness.

"UT" DEVICE(3)



"UT" DEVICE(3)

Ref. Parts

No. No.

| | |
|----|---------|
| 1 | 3100506 |
| 2 | 170005 |
| 3 | 3100502 |
| 4 | 3100514 |
| 5 | 3100513 |
| 6 | 110030 |
| 7 | 3100501 |
| 8 | 190006 |
| 9 | 100006 |
| 10 | 3100503 |
| 11 | 3100504 |
| 12 | 3100505 |
| 13 | 130003 |
| 14 | 3100515 |
| 15 | 170006 |
| 16 | 3100500 |
| 17 | 3100531 |
| 18 | 110008 |
| 19 | 3100517 |
| 20 | 110009 |
| 21 | 3100518 |
| 22 | 110002 |
| 23 | 3100512 |
| 24 | 110024 |
| 25 | 110025 |
| 26 | 110023 |
| 27 | 3100507 |
| 28 | 3100508 |
| 29 | 3100509 |
| 30 | 3100510 |
| 31 | 3100511 |
| 32 | 130005 |
| 33 | 3100516 |
| 34 | 110034 |
| 35 | 3100560 |
| 36 | 110031 |
| 37 | 3100565 |
| 38 | 3100530 |

Description

| | | |
|---------------------------------------|----------------|---|
| Lower Knife Driving Lever | 下メス駆動レバー | 1 |
| Screw(M4-0.7×6) | 止ネジ | 2 |
| Lower Knife Carrier | 下メス台 | 1 |
| Lower Knife Holder | 下メス取付板 | 1 |
| Lower Knife | 下メス | 1 |
| Screw(M3-0.5×2.6) | 止ネジ | 3 |
| Upper Knife Carrier | 上メス台 | 1 |
| Screw(M4-0.7×4) | 止ネジ | 2 |
| Nut | ナット | 2 |
| Knife Guide Lever | メスガイドレバー | 2 |
| Knife Guide Lever Ring(Left) | メスガイドレバーリング(左) | 1 |
| Knife Guide Lever Ring(Right) | メスガイドレバーリング(右) | 1 |
| Screw(M4-0.7×7.3) | 止ネジ | 2 |
| Upper Knife Carrier Spring | 上メス台バネ | 1 |
| Screw(M4-0.7×2.5) | 止ネジ | 1 |
| Crank Chamber Cover | ナカカバー | 1 |
| Upper Knife Carrier Stop | 上メス台ストッパ | 1 |
| Screw(M4-0.7×5) | 止ネジ | 1 |
| Lower Knife Carrier Guide | 下メス台ガイド | 1 |
| Screw(M4-0.7×8) | 止ネジ | 4 |
| Lower Knife Carrier Guide(Upper) | 下メス台ガイド(上) | 1 |
| Screw(M3-0.5×5) | 止ネジ | 2 |
| Upper Knife | 上メス | 1 |
| Screw(M2-0.4×6) | 止ネジ | 2 |
| Screw(M2-0.4×10) | 止ネジ | 1 |
| Screw(M2-0.4×3.5) | 止ネジ | 1 |
| Upper Knife Guide | 上メスガイド | 1 |
| Clamp Spring | 糸挟ミバネ | 1 |
| Clamp Spring Pressure | 糸挟ミバネ押し | 1 |
| Clamp Spring Pressure Holder | 糸挟ミバネ押し取付板 | 1 |
| Clamp Spring Pressure Adjusting Piece | 糸挟ミバネ押し調節片 | 1 |
| Screw(M2-0.4×4) | 止ネジ | 2 |
| Lower Knife Carrier Support Spring | 下メス台支エバネ | 1 |
| Screw(M2-0.4×2) | 止ネジ | 2 |
| Supplementary Spring | 上メス台補助バネ | 1 |
| Screw(M4-0.7×12) | 止ネジ | 1 |
| Trimming Mechanism, C. Set | UT機構(組) | 1 |
| Looper Thread Pull-off | ルーパ糸緩メ片 | 1 |

"UT"装置(3)

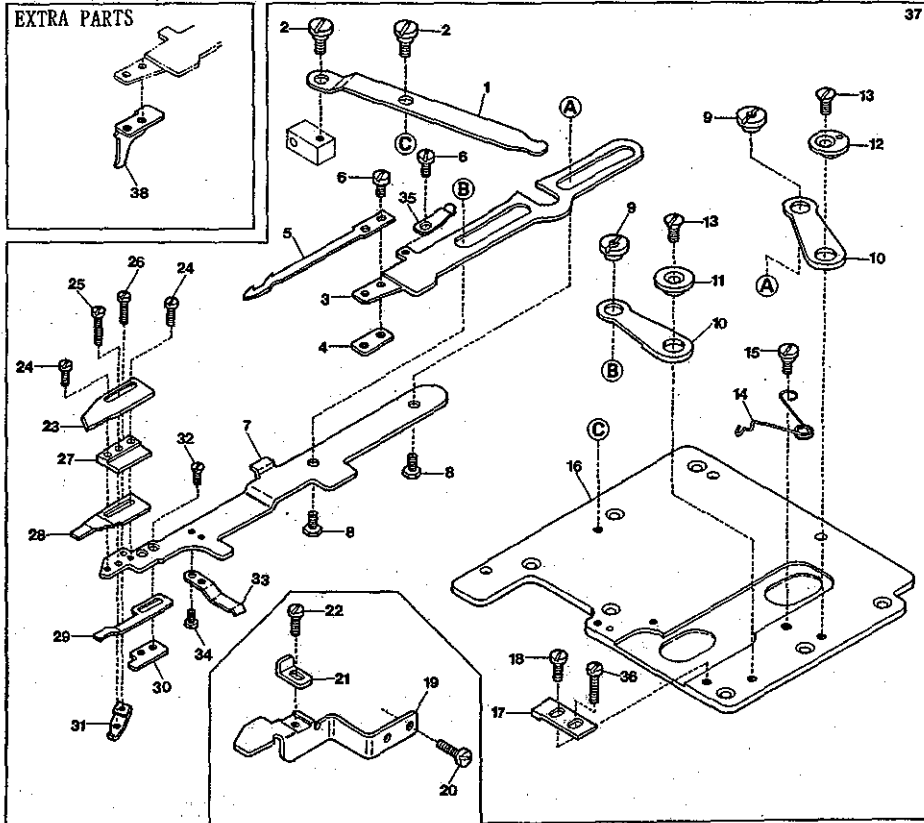
Amt.

Req.

品名

※ Ref.No. 39 to 54 See the following page.

“UT” DEVICE(3)



“UT” DEVICE(3)

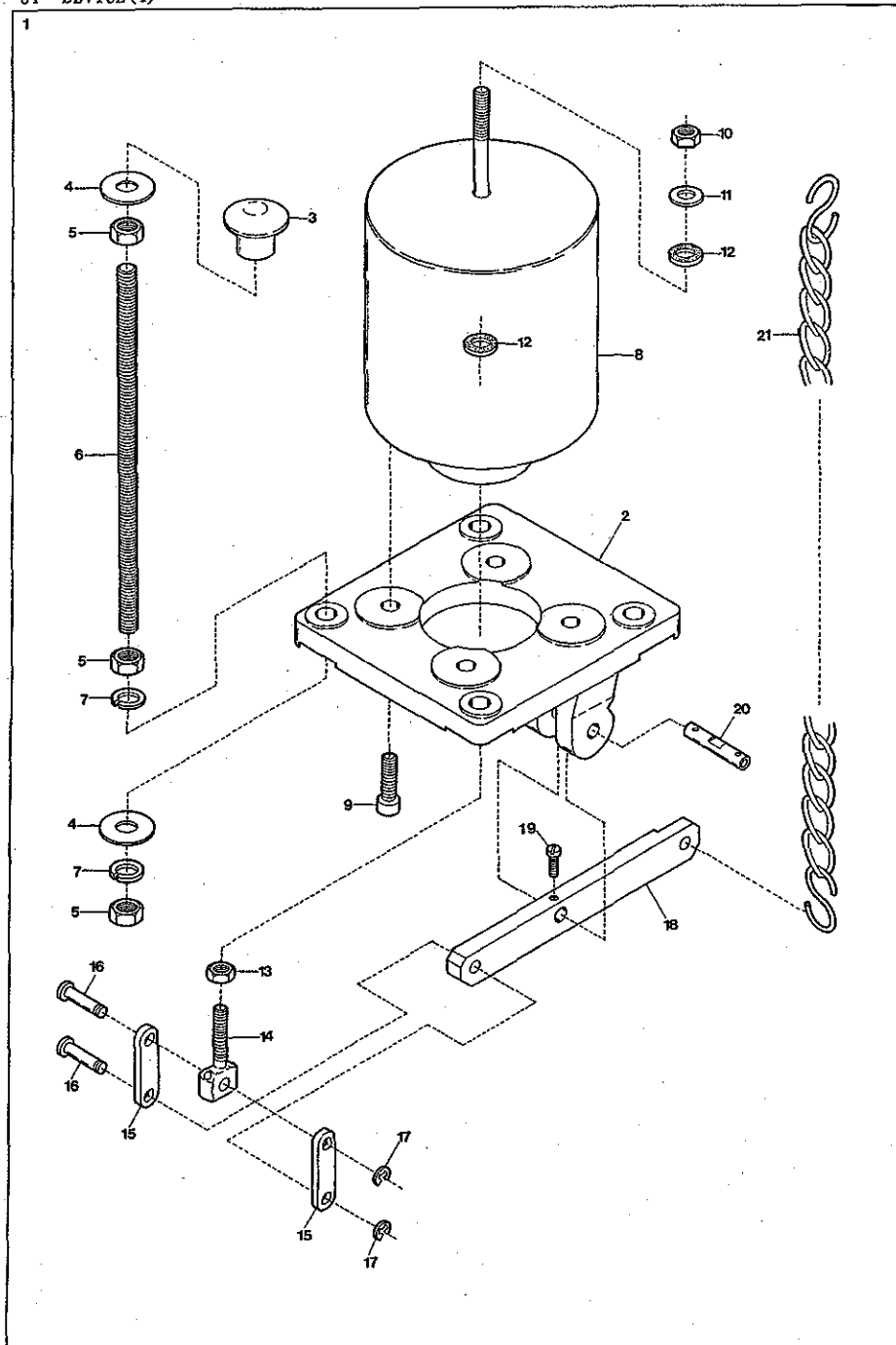
| Ref. No. | Parts No. |
|----------|-----------|
| 39 | 3100541 |
| 40 | 0010841 |

“UT”装置(3)

| Ref. No. | Parts No. | Description | 品名 | Amt. Req. |
|----------|-----------|-------------------------------|-------------|-----------|
| 39 | 3100541 | Solenoid Support | ソレノイド取付台 | 1 |
| 40 | 0010841 | Wiper Solenoid | ワイパソレノイド | 1 |
| 41 | 000002 | Spring Washer | スプリングワッシャ | 2 |
| 42 | 000012 | Nut | ナット | 2 |
| 43 | 3100546 | Wiper Solenoid Lever | ワイパソレノイドレバー | 1 |
| 44 | 120007 | Screw(M3-0.5×10) | 止ネジ | 1 |
| 45 | 3100542 | Wiper Link | ワイパリンク | 1 |
| 46 | 170007 | Screw(M3-0.5×2.5) | 止ネジ | 3 |
| 47 | 3100543 | Wiper Bracket | ワイパ Bracket | 1 |
| 48 | 3100548 | Wiper Thread Guide | ワイパ糸ガイド | 1 |
| 49 | 3100544 | Wiper | ワイパ | 1 |
| 50 | 3100545 | Wiper Fixing Washer | ワイパワッシャ | 1 |
| 51 | 110007 | Screw(M2.5-0.45×6) | 止ネジ | 2 |
| 52 | 3100547 | Thread Clamp Spring Plate | 糸挟ミバネ | 1 |
| 53 | 000531 | Washer | ワッシャ | 1 |
| 54 | 3109930 | Wiper Mechanism, Complete Set | ワイパ装置(組) | 1 |

※ Ref.No. 1 to 38 See the preceding page.

"UT" DEVICE(4)



"UT" DEVICE(4)

| Ref. No. | Parts No. |
|----------|-----------|
| 1 | 3100571 |
| 2 | 3100570 |
| 3 | 000070 |
| 4 | 000429 |
| 5 | 000016 |
| 6 | 009865 |
| 7 | 000676 |
| 8 | 0011733 |
| 9 | 009970 |
| 10 | 000011 |

| | |
|----|---------|
| 11 | 000528 |
| 12 | 000588 |
| 13 | 000306 |
| 14 | 0064045 |
| 15 | 0064046 |
| 16 | 0035301 |
| 17 | 0033024 |
| 18 | 0064047 |
| 19 | 009853 |
| 20 | 0032786 |
| 21 | 0037912 |

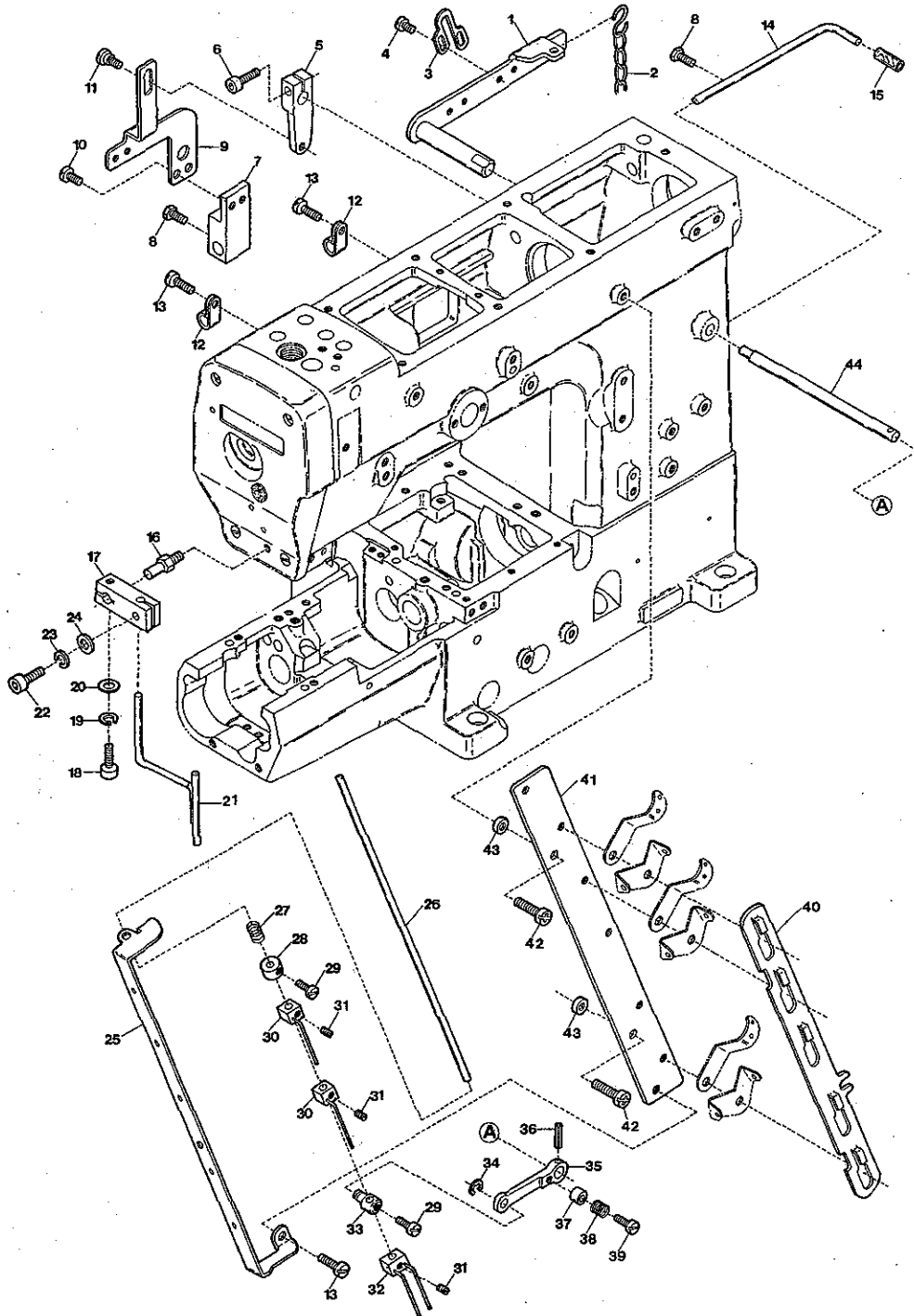
Description

| Description | 品名 | Amt. Req. |
|--------------------------------------|--------------|-----------|
| Presser Foot Lifter Solenoid, C. Set | 押エ揚ゲソレノイド(組) | 1 |
| Solenoid Support | ソレノイド台 | 1 |
| Hanging Nut | 吊リナット | 4 |
| Washer | ワッシャ | 8 |
| Nut | ナット | 12 |
| Hanging Bolt | 吊リボルト | 4 |
| Spring Washer | スプリングワッシャ | 8 |
| Presser Foot Lifter Solenoid | 押エ揚ゲソレノイド | 1 |
| Screw(M6-1×20) | 止ネジ | 4 |
| Nut | ナット | 1 |
| Washer | ワッシャ | 1 |
| Anti-shock Rubber | 緩衝ゴム | 2 |
| Nut | ナット | 1 |
| Lifter Connecting Rod | 押エ揚ゲ連結棒 | 1 |
| Lifter Connecting Link | 押エ揚ゲリンク | 2 |
| Connecting Link Pin | 押エ揚ゲリンクピン | 2 |
| Retaining Ring | ストップリング | 2 |
| Presser Foot Lifter Solenoid Lever | 押エ揚ゲソレノイドレバー | 1 |
| Screw(11/64-40×6.5) | 止ネジ | 1 |
| Solenoid Lever Pin | ソレノイドレバーピン | 1 |
| Chain | 鎖 | 1 |

"UT"装置(4)

Amt. Req.

"UT-A" DEVICE(1)



"UT-A" DEVICE(1)

| Ref. No | Parts No | Description | 品名 | Amt. Req. |
|---------|----------|----------------------------------|---------------|-----------|
| 1 | 0065373 | Lifter Lever | 押エ揚ゲレバー | 1 |
| 2 | 0037912 | Chain | 鎖 | 1 |
| 3 | 0093499 | Lifter Lever Stop | 押エ揚ゲレバーストップ | 1 |
| 4 | 004358 | Screw(9/64-40×5.6) | 止ネジ | 2 |
| 5 | 3100533 | Tension Release Lever | 糸緩メ腕 | 1 |
| 6 | 120001 | Screw(M4-0.7×14) | 止ネジ | 1 |
| 7 | 3100526 | Tension Release Block | 糸緩メブロック | 1 |
| 8 | 007610 | Screw(M4-0.7×10) | 止ネジ | 2 |
| 9 | 3100525 | Tension Release Connecting Plate | 糸緩メ連結板 | 1 |
| 10 | 110009 | Screw(M4-0.7×8) | 止ネジ | 2 |
| 11 | 170009 | Screw(M4-0.7×4) | 止ネジ | 1 |
| 12 | 0094491 | Cord Clamp(2N-φ3.4) | コードクランプ | 2 |
| 13 | 110012 | Screw(M4-0.7×5) | 止ネジ | 4 |
| 14 | 0022836 | Synchronizer Positioning Pin | ポジションナピン | 1 |
| 15 | 0022837 | Synchronizer Cushion | ポジションナピンクッション | 1 |
| 16 | 190009 | Screw(M4-0.7×7) | 止ネジ | 1 |
| 17 | 0096358 | Air Wiper Bracket | エアワイパ取付台 | 1 |
| 18 | 009747 | Screw(M4-0.7×10) | 止ネジ | 1 |
| 19 | 000644 | Spring Washer | スプリングワッシャ | 1 |
| 20 | 000532 | Washer | ワッシャ | 1 |
| 21 | 0096357 | Air Wiper | エアワイパ | 1 |
| 22 | 009744 | Screw(M3-0.5×10) | 止ネジ | 1 |
| 23 | 000002 | Spring Washer | スプリングワッシャ | 1 |
| 24 | 000014 | Washer | ワッシャ | 1 |
| 25 | 3100529 | Thread Pull-off Eyelet | 糸緩メ糸道 | 1 |

※ Ref.No. 26 to 44 See the following page.

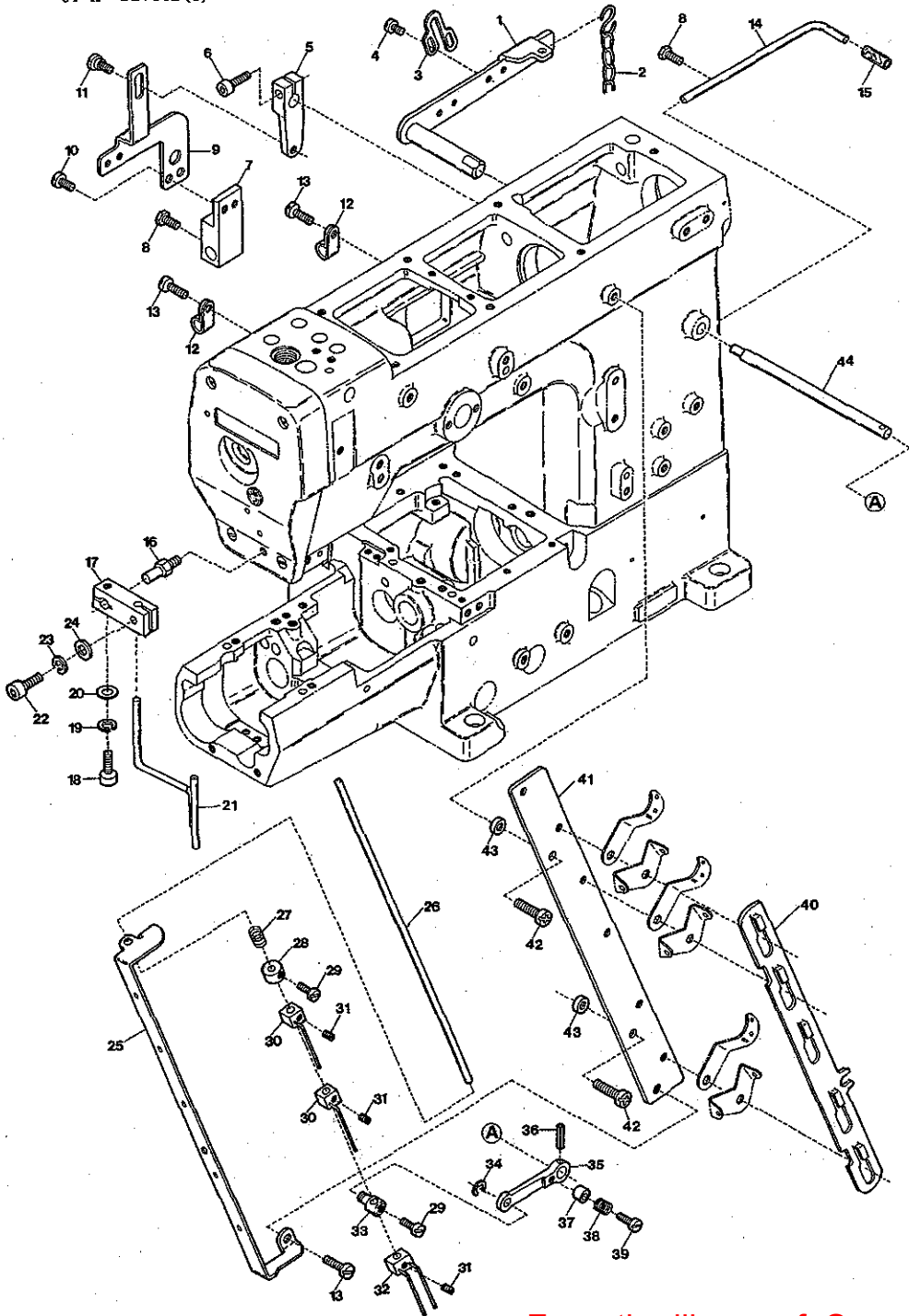
Device classification 装置の種類

| Mark | Trimming Cylinder, C. Set | Wiper | Foot Lifter Cylinder, C. Set |
|-------|------------------------------|-------|---------------------------------|
| 記号 | 1091002 | ----- | 1091005 |
| UT-A1 | × | ○ | × |
| UT-A2 | ○ | ○ | ○ |
| UT-A3 | ○ | ○ | × |
| UT-A4 | ○ | × | ○ |
| UT-A5 | ○ | × | × |

○ Assembled ----- 有り
 × Non-assembled -- 無し

(注) ワイパはエア吹き付け式になっておりエアシリンダを使用していません。
 Note: For Wiper, the air blowing system is used instead of Air Cylinder.

"UT-A" DEVICE (1)



"UT-A" DEVICE (1)

Ref. Parts

| Ref. No. | Parts No. |
|----------|-----------|
| 26 | 0067101 |
| 27 | 0063076 |
| 28 | 0094433 |
| 29 | 001208 |
| 30 | 3101275 |

Description

| Ref. No. | Parts No. | Description | 品名 | Amt. Req. |
|----------|-----------|---------------------------------------|------------------|-----------|
| 26 | 0067101 | Thread Pull-off Bar | 糸緩メ棒 | 1 |
| 27 | 0063076 | Swing-proof Spring | 糸緩メ棒防振バネ | 1 |
| 28 | 0094433 | Collar (4×11×7mm) | カラー | 1 |
| 29 | 001208 | Screw (9/64-40×5) | 止ネジ | 2 |
| 30 | 3101275 | Thread Pull-off Hook Unit (See table) | 糸緩メフック (組) (下裁縫) | - |
| 31 | 001459 | Screw (9/64-40×3) (See table) | 止ネジ (下表参照) | - |
| 32 | 3101276 | Thread Pull-off Hook Unit (See table) | 糸緩メフック (組) (下裁縫) | - |
| 33 | 0094396 | Thread Pull-off Bar Holder | 糸緩メ棒連結片 | 1 |
| 34 | 0033024 | Retaining Ring | ストップリング | 1 |
| 35 | 0063515 | Thread Pull-off Lever | 糸緩メレバー | 1 |
| 36 | 000690 | Dowel Pin | 止メピン | 1 |
| 37 | 0094390 | Tension Release Adjusting Eccentric | 糸緩メ板調節コロ | 1 |
| 38 | 0095334 | Swing-proof Spring | 糸緩メ板防振バネ | 1 |
| 39 | 001170 | Screw (9/64-40×12) | 止ネジ | 1 |
| 40 | 3100528 | Tension Disc Separator | 糸緩メ板 | 1 |
| 41 | 3100527 | Tension Post Support | 糸調子台 | 1 |
| 42 | 110014 | Screw (M4-0.7×18) | 止ネジ | 2 |
| 43 | 000505 | Spacer | スペーサ | 2 |
| 44 | 0094387 | Tension Release Shaft | 糸緩メ軸 | 1 |

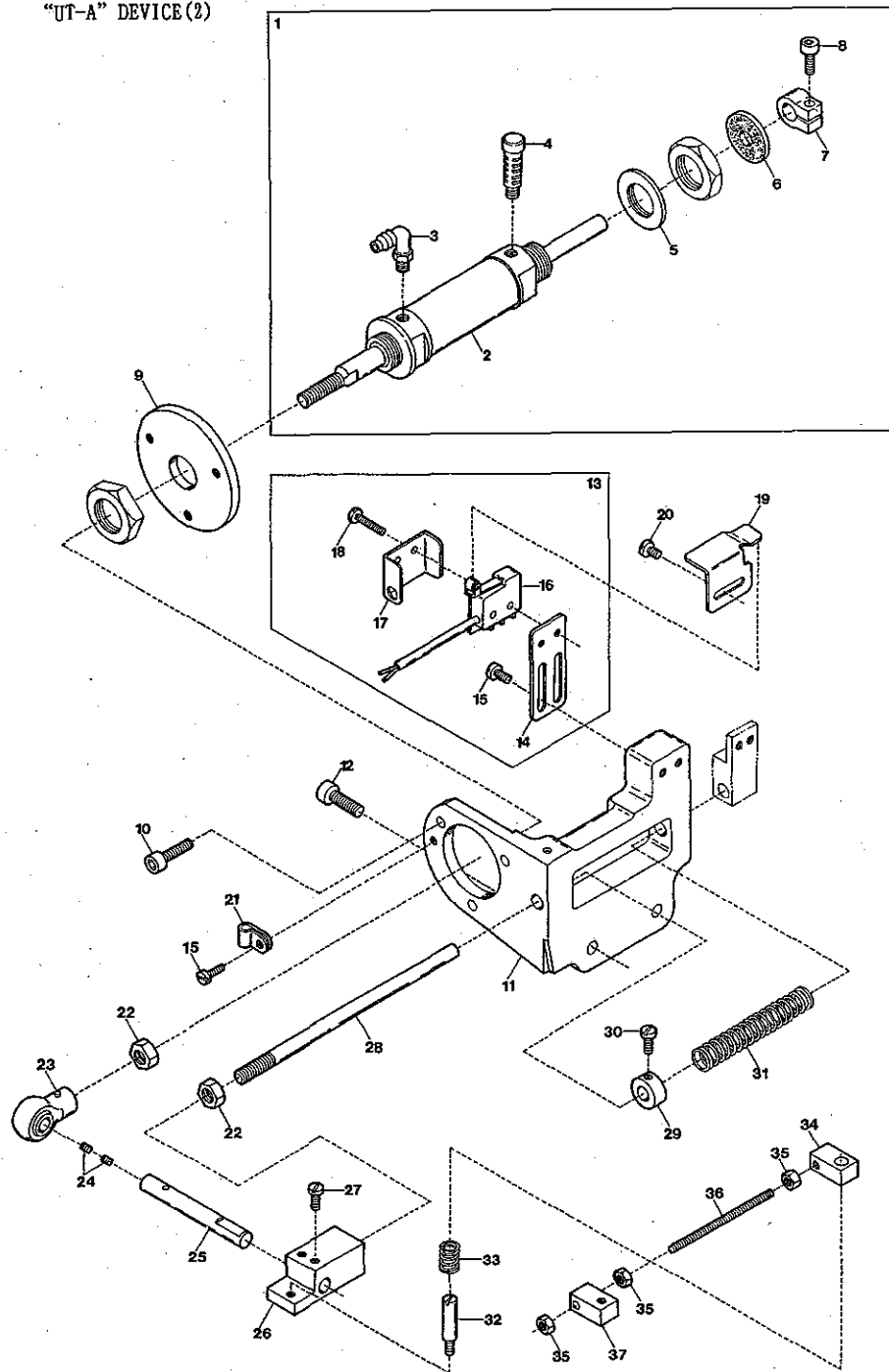
"UT-A"装置 (1)

※ Ref.No. 1 to 25 See the preceding page.

| Parts No | 3101275 | 001459 | 3101276 |
|---------------------------|-------------|-------------|------------|
| 2 Needle without Spreader | 2 個 pcs. | 3 個 pcs. | 1 個 pc. |
| 3 Needle without Spreader | 3 | 4 | 1 |
| 2 Needle with Spreader | 2 | 4 | 2 pcs. |
| 3 Needle with Spreader | 3 | 5 | 2 |

(注) カラーの寸法は内径×外径×幅を表しています。
 Note: Size of Collar Inside dia.×Outside dia.×Thickness.

"UT-A" DEVICE (2)

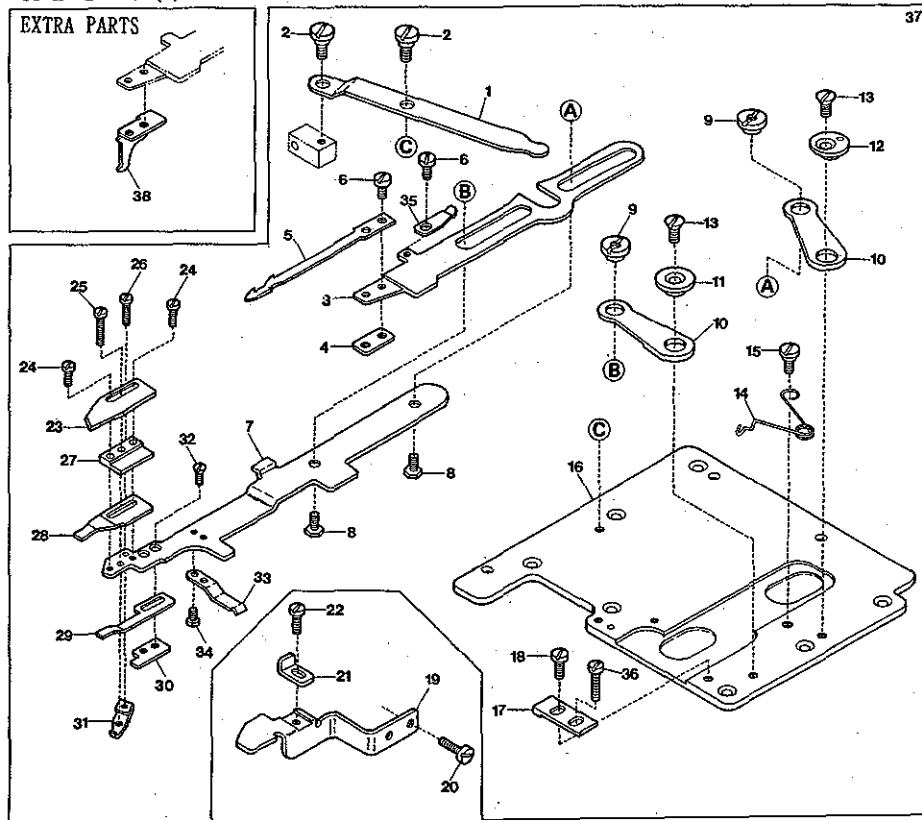


"UT-A" DEVICE (2)

| Ref. No. | Parts No. | Description | 品名 | Amt. Req. |
|----------|-----------|--|------------|-----------|
| 1 | 1091002 | Trimming Cylinder, Complete Set | 糸切りシリンダ(組) | 1 |
| 2 | 0010340 | Trimming Cylinder | 糸切りシリンダ | 1 |
| 3 | 0010057 | Elbow Connector | エルボ継手 | 1 |
| 4 | 0010143 | Silencer | サイレンサ | 1 |
| 5 | 000389 | Spacer | スペーサ | 1 |
| 6 | 0014120 | Anti-shock Rubber | 緩衝ゴム | 1 |
| 7 | 0033104 | Collar(10×18×9mm) | カラー | 1 |
| 8 | 005550 | Screw(11/64-40×13.5) | 止ネジ | 1 |
| 9 | 0096355 | Cylinder Bracket | シリンダブラケット | 1 |
| 10 | 005650 | Screw(M5-0.8×14) | 止ネジ | 3 |
| 11 | 3100524 | Trimming Cylinder Support | シリンダ取付台 | 1 |
| 12 | 120013 | Screw(M6-1×15) | 止ネジ | 2 |
| 13 | 0063610 | Switch, Complete Set | スイッチ(組) | 1 |
| 14 | 0063607 | Switch Support | スイッチ取付板 | 1 |
| 15 | 110004 | Screw(M3, 5-0.6×8) | 止ネジ | 3 |
| 16 | 0063606 | Switch | スイッチ | 1 |
| 17 | 0063609 | Switch Cover | スイッチカバー | 1 |
| 18 | 009984 | Screw(M2, 3-0.4×10) | 止ネジ | 2 |
| 19 | 0063608 | Switch Guide | スイッチガイド | 1 |
| 20 | 110002 | Screw(M3-0.5×5) | 止ネジ | 2 |
| 21 | 0036133 | Cord Clamp(5N-φ8.4) | コードクランプ | 1 |
| 22 | 000145 | Nut | ナット | 2 |
| 23 | 0095388 | Plunger Connecting Rod | プランジャロッド | 1 |
| 24 | 001457 | Packing Screw(11/64-40×3.3) | 詰ネジ | 2 |
| 25 | 0095389 | Plunger Connecting Rod Pin | プランジャロッドピン | 1 |
| 26 | 3100520 | Plunger | プランジャ | 1 |
| 27 | 160002 | Screw(M4-0.7×5) | 止ネジ | 2 |
| 28 | 3100532 | Cylinder Return Shaft | シリンダ戻シシャフト | 1 |
| 29 | 0093491 | Collar(8×16×8mm) | カラー | 1 |
| 30 | 009508 | Screw(11/64-40×7.5) | 止ネジ | 1 |
| 31 | 0095336 | Cylinder Return Spring | シリンダ戻シバネ | 1 |
| 32 | 180006 | Screwed Pin(M5-0.8×6) | ピンネジ | 1 |
| 33 | 3100523 | Connecting Block(Right) Support Spring | 連結ブロック支エバネ | 1 |
| 34 | 3100522 | Connecting Block(Right) | 連結ブロック(右) | 1 |
| 35 | 100001 | Nut | ナット | 3 |
| 36 | 190008 | Connecting Rod | 連結棒 | 1 |
| 37 | 3100521 | Connecting Block(Left) | 連結ブロック(左) | 1 |

(注) カラーの寸法は内径×外径×幅を表しています。
 Note: Size of Collar Inside dia.×Outside dia.×Thickness.

"UT-A" DEVICE(3)

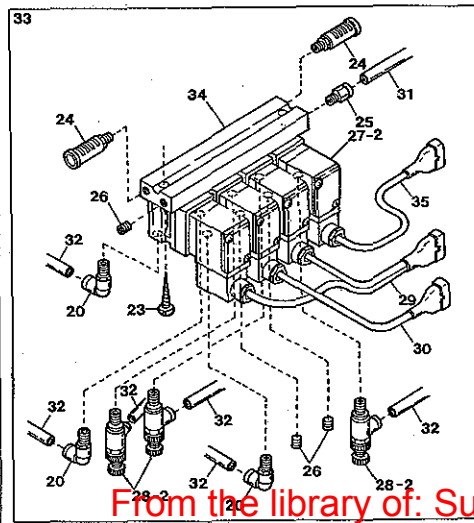
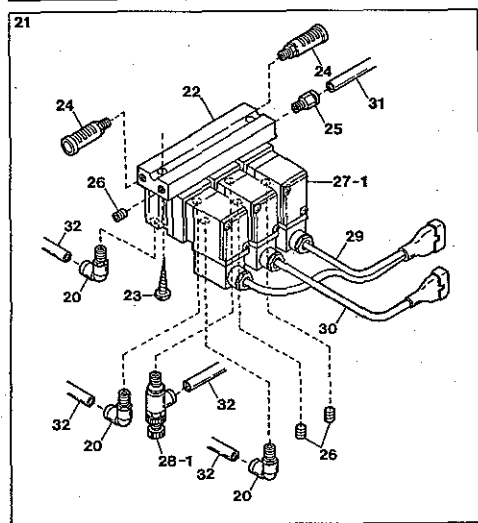
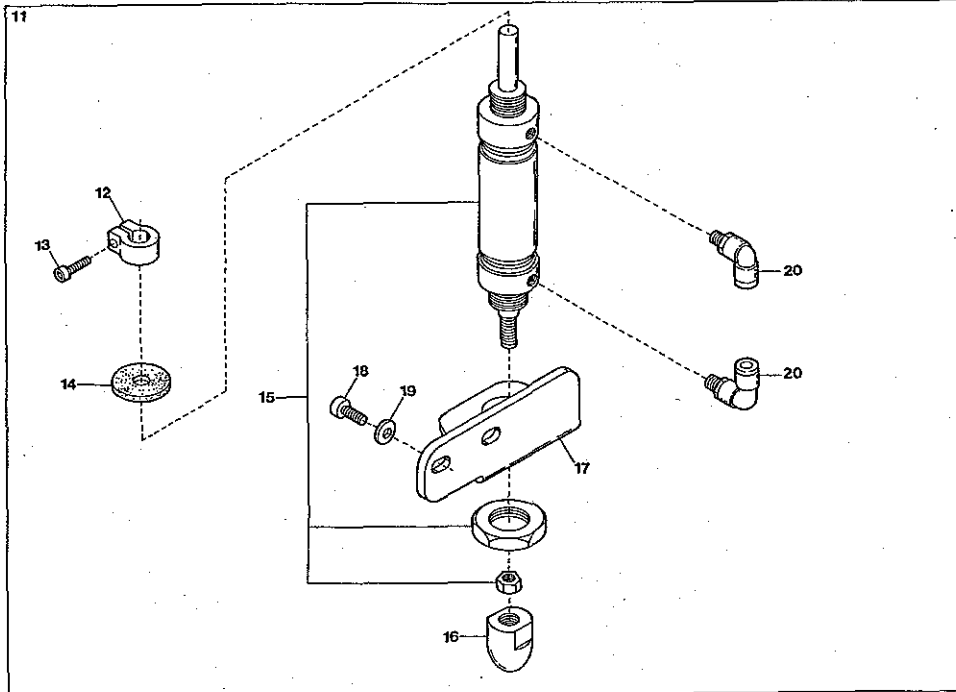
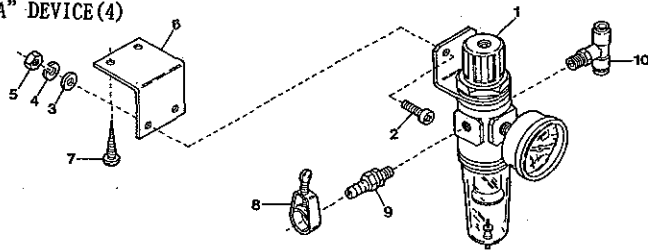


"UT-A" DEVICE(3)

| Ref. No. | Parts No. | Description | 品名 | Amt. Req. |
|----------|-----------|---------------------------------------|----------------|-----------|
| 1 | 3100506 | Lower Knife Driving Lever | 下メス駆動レバー | 1 |
| 2 | 170005 | Screw(M4-0.7×6) | 止ネジ | 2 |
| 3 | 3100502 | Lower Knife Carrier | 下メス台 | 1 |
| 4 | 3100514 | Lower Knife Holder | 下メス取付板 | 1 |
| 5 | 3100513 | Lower Knife | 下メス | 1 |
| 6 | 110030 | Screw(M3-0.5×2.6) | 止ネジ | 3 |
| 7 | 3100501 | Upper Knife Carrier | 上メス台 | 1 |
| 8 | 190006 | Screw(M4-0.7×4) | 止ネジ | 2 |
| 9 | 100006 | Nut | ナット | 2 |
| 10 | 3100503 | Knife Guide Lever | メスガイドレバー | 2 |
| 11 | 3100504 | Knife Guide Lever Ring(Left) | メスガイドレバーリング(左) | 1 |
| 12 | 3100505 | Knife Guide Lever Ring(Right) | メスガイドレバーリング(右) | 1 |
| 13 | 130003 | Screw(M4-0.7×7.3) | 止ネジ | 2 |
| 14 | 3100515 | Upper Knife Carrier Spring | 上メス台バネ | 1 |
| 15 | 170006 | Screw(M4-0.7×2.5) | 止ネジ | 1 |
| 16 | 3100500 | Crank Chamber Cover | ナカカパー | 1 |
| 17 | 3100531 | Upper Knife Carrier Stop | 上メス台ストップ | 1 |
| 18 | 110008 | Screw(M4-0.7×5) | 止ネジ | 1 |
| 19 | 3100517 | Lower Knife Carrier Guide | 下メス台ガイド | 1 |
| 20 | 110009 | Screw(M4-0.7×8) | 止ネジ | 2 |
| 21 | 3100518 | Lower Knife Carrier Guide(Upper) | 下メス台ガイド(上) | 1 |
| 22 | 110002 | Screw(M3-0.5×5) | 止ネジ | 1 |
| 23 | 3100512 | Upper Knife | 上メス | 1 |
| 24 | 110024 | Screw(M2-0.4×6) | 止ネジ | 2 |
| 25 | 110025 | Screw(M2-0.4×10) | 止ネジ | 1 |
| 26 | 110023 | Screw(M2-0.4×3.5) | 止ネジ | 1 |
| 27 | 3100507 | Upper Knife Guide | 上メスガイド | 1 |
| 28 | 3100508 | Clamp Spring | 糸挟ミバネ | 1 |
| 29 | 3100509 | Clamp Spring Pressure | 糸挟ミバネ押シ | 1 |
| 30 | 3100510 | Clamp Spring Pressure Holder | 糸挟ミバネ押シ取付板 | 1 |
| 31 | 3100511 | Clamp Spring Pressure Adjusting Piece | 糸挟ミバネ押シ調節片 | 1 |
| 32 | 130005 | Screw(M2-0.4×4) | 止ネジ | 2 |
| 33 | 3100516 | Lower Knife Carrier Support Spring | 下メス台支エバネ | 1 |
| 34 | 110034 | Screw(M2-0.4×2) | 止ネジ | 2 |
| 35 | 3100560 | Supplementary Spring | 上メス台補助バネ | 1 |
| 36 | 110031 | Screw(M4-0.7×12) | 止ネジ | 1 |
| 37 | 3100565 | Trimming Mechanism, C. Set | UT機構(組) | 1 |
| 38 | 3100530 | Looper Thread Pull-off | ルーパ糸緩メ片 | 1 |

"UT-A"装置(3)

"UT-A" DEVICE (4)



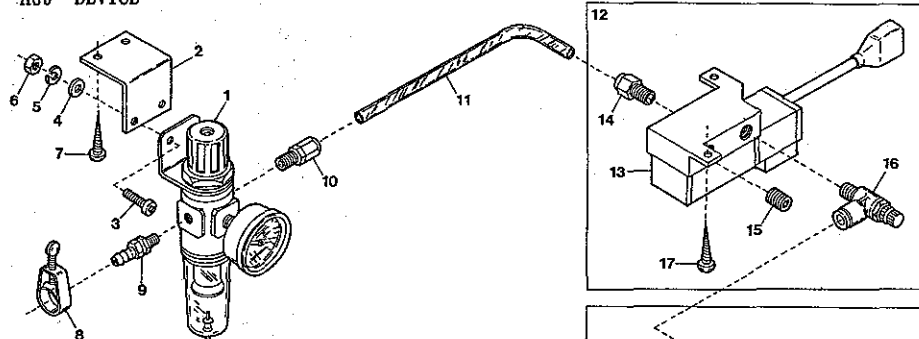
"UT-A" DEVICE (4)

| Ref. No. | Parts No. | Description | 品名 | Amt. Req. |
|----------|-----------|--|-------------|-----------|
| 1 | 0010073 | Regulator | レギュレータ | 1 |
| 2 | 009973 | Screw(M5-0.8×10) | 止ネジ | 2 |
| 3 | 000669 | Washer | ワッシャ | 2 |
| 4 | 000600 | Spring Washer | スプリングワッシャ | 2 |
| 5 | 000009 | Nut | ナット | 2 |
| 6 | 0013218 | Regulator Support | レギュレータ取付板 | 1 |
| 7 | 009937 | Wood Screw(φ3.8×20) | 木ネジ | 2 |
| 8 | 0033939 | Hose Band | ホースバンド | 1 |
| 9 | 0010108 | Hose Connector(φ8-1/4) | ホースユニオン | 1 |
| 10 | 0010289 | T-Joint | T継手 | 1 |
| 11 | 3201035 | Presser Foot Lifter Cylinder, C. Set | 押エ揚ゲシリンダ(組) | 1 |
| 12 | 0033104 | Cylinder Stop Collar | シリンダストップカラー | 1 |
| 13 | 005550 | Screw(11/64-40×13.5) | 止ネジ | 1 |
| 14 | 0014120 | Rubber Cushion | 緩衝ゴム | 1 |
| 15 | 1091050 | Presser Foot Lifter Cylinder | 押エ揚ゲシリンダ | 1 |
| 16 | 3201037 | Cylinder Rod Chip | シリンダロッドチップ | 1 |
| 17 | 3201036 | Cylinder Bracket | シリンダ取付台 | 1 |
| 18 | 120013 | Screw(M6-1×15) | 止ネジ | 2 |
| 19 | 000425 | Washer | ワッシャ | 2 |
| 20 | 0010057 | Elbow Connector | エルボ継手 | 5 |
| 21 | 0010343 | Electromagnetic Valve, C. Set(UT-A2) | 電磁弁(組) | 1 |
| 22 | 1090012 | Manifold | マニフォルド | 1 |
| 23 | 009880 | Wood Screw(φ4.5×40) | 木ネジ | 2 |
| 24 | 0010143 | Silencer | サイレンサ | 2 |
| 25 | 0010263 | Connector(φ6-PT1/8) | コネクタ | 1 |
| 26 | 0010119 | Seal Plug | メクラプラグ | 3 |
| 27-1 | 1090011 | Electromagnetic Valve(UT-A2) | 電磁弁 | 3 |
| 27-2 | 1090011 | " (UT-A2/AS3) | " | 4 |
| 28-1 | 0010254 | Speed Controller (UT-A2) | スピードコントローラ | 1 |
| 28-2 | 0010254 | " (UT-A2/AS3) | " | 3 |
| 29 | 0010868 | Cord(A) | コード(A) | 1 |
| 30 | 0010869 | Cord(B) | コード(B) | 1 |
| 31 | 0010261 | Vinyl Tube(6×4mm) | ビニールパイプ | - |
| 32 | 0010260 | Vinyl Tube(4×2.5mm) | ビニールパイプ | - |
| 33 | 1090100 | Electromagnetic Valve, C. Set(UT-A2/AS3) | 電磁弁(組) | 1 |
| 34 | 1090013 | Manifold | マニフォルド | 1 |
| 35 | 1200003 | Cord(C) | コード(C) | 1 |

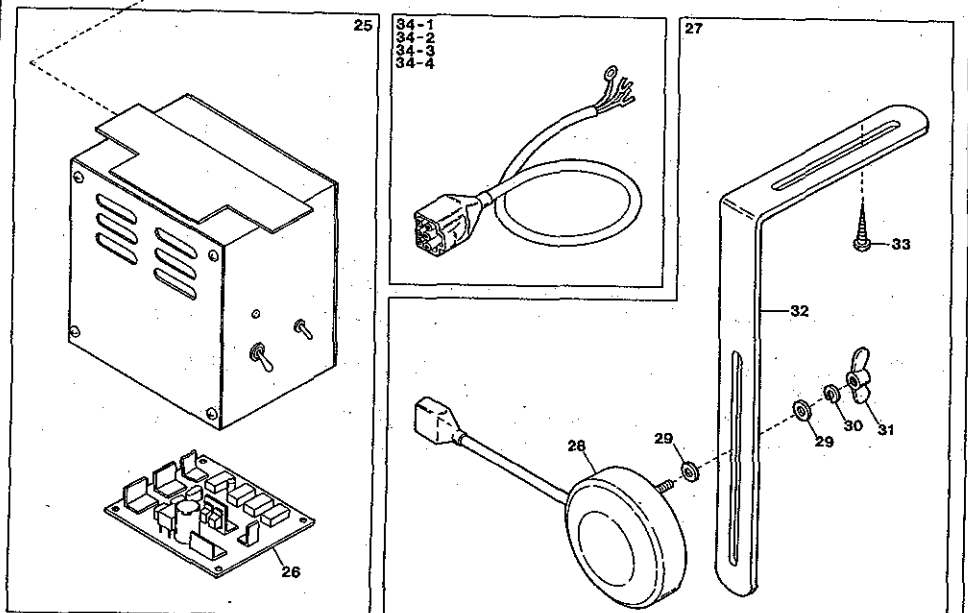
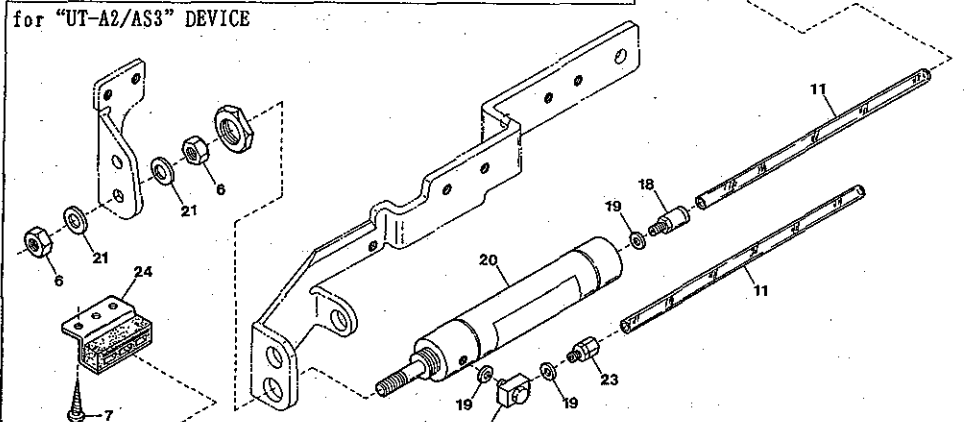
(注) ビニールパイプ御注文の際は品番と長さをお知らせ下さい。
 Note: As for Vinyl Tube, your order must be accompanied with No. and length.

(注) Ref. No. 33の電磁弁(組)は、"UT-A2/AS3"用のもので31ページの関連部品と共に
 使用します。
 Note: The Electromagnetic Valve, Complete Set of Ref. No. 33 is for "UT-A2/AS3"
 and is to be used together with related parts on page 31.

“AS3” DEVICE



for “UT-A2/AS3” DEVICE



“AS3” DEVICE

Ref. Parts

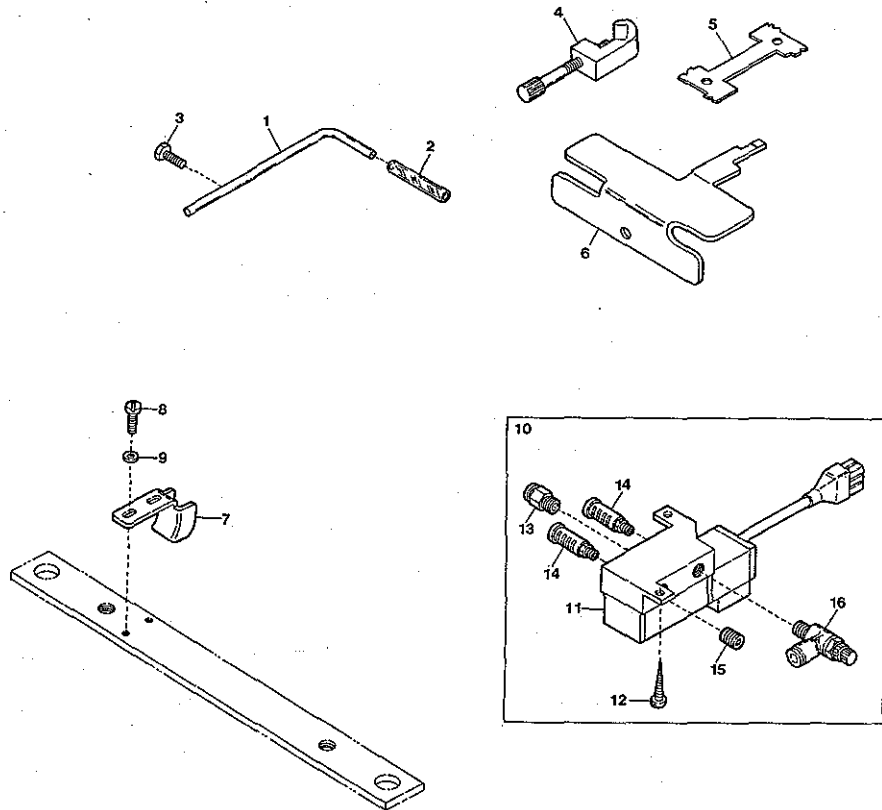
| No | No |
|------|---------|
| 1 | 0010073 |
| 2 | 0013218 |
| 3 | 009973 |
| 4 | 000669 |
| 5 | 000600 |
| 6 | 000009 |
| 7 | 006905 |
| 8 | 0033939 |
| 9 | 0010108 |
| 10 | 0010078 |
| 11 | 0010260 |
| 12 | 1090010 |
| 13 | 0010120 |
| 14 | 0010055 |
| 15 | 0010119 |
| 16 | 0010254 |
| 17 | 009937 |
| 18 | 1094000 |
| 19 | 000623 |
| 20 | 0010048 |
| 21 | 000426 |
| 22 | 0010019 |
| 23 | 0010258 |
| 24 | 0011709 |
| 25 | 0011341 |
| 26 | 0011340 |
| 27 | 0010565 |
| 28 | 0010564 |
| 29 | 000538 |
| 30 | 000644 |
| 31 | 000023 |
| 32 | 0092232 |
| 33 | 006910 |
| 34-1 | 0011943 |
| 34-2 | 0011944 |
| 34-3 | 0011945 |
| 34-4 | 0011946 |

“AS3”装置

| Description | 品名 | Amt. Req. |
|-------------------------------|--------------|-----------|
| Regulator | レギュレータ | 1 |
| Regulator Support | レギュレータ取付板 | 1 |
| Screw(M5-0.8×10) | 止ネジ | 2 |
| Spring Washer | ワッシャ | 2 |
| Spring Washer | スプリングワッシャ | 2 |
| Nut | ナット | 4 |
| Wood Screw(φ5.1×20) | 木ネジ | 6 |
| Hose Band(1/4inch) | ホースバンド | 1 |
| Joint | コネクタ | 1 |
| Joint | コネクタ | 1 |
| Vinyl Tube(4×2.5mm) | ビニールパイプ | - |
| Electromagnetic Valve, C. Set | 電磁弁(組) | 1 |
| Electromagnetic Valve | 電磁弁 | 1 |
| Straight Joint | ストレート継手 | 2 |
| Seal Plug | メクラプラグ | 1 |
| Speed Controller(SPC4-1/8) | スピードコントローラ | 1 |
| Wood Screw(φ3.8×20) | 木ネジ | 2 |
| Joint | 継手 | 1 |
| Gasket | パッキン | 1 |
| Air Cylinder(MS-16ND-45) | エアシリンダ | 1 |
| Washer | ワッシャ | 2 |
| L-Connector(M-5UL) | L継手 | 1 |
| Connector | コネクタ | 1 |
| Control Box Stay | 制御ボックスステー | 2 |
| Control Box, Complete Set | 制御装置(組) | 1 |
| Control Board | 制御基板 | 1 |
| Knee Switch, Complete Set | 膝スイッチ(組) | 1 |
| Knee Switch | 膝スイッチ | 1 |
| Washer | ワッシャ | 4 |
| Spring Washer | スプリングワッシャ | 2 |
| Wing Nut | チョウナット | 2 |
| Knee Switch Holder | 膝スイッチ取付板 | 1 |
| Wood Screw(φ6.8×26) | 木ネジ | 2 |
| Power Cord(for 100 Voltage) | 電源コード(100V用) | 1 |
| " (" 200 ") | " (200 #) | 1 |
| " (" 220 ") | " (220 #) | 1 |
| " (" 380 ") | " (380 #) | 1 |

(注) ビニールパイプ御注文の際は品番と長さをお知らせ下さい。
 Note: As for Vinyl Tube, your order must be accompanied with No. and length.

EXTRA PARTS



EXTRA PARTS

Ref. Parts

No. No.

| | |
|----|---------|
| 1 | 0022836 |
| 2 | 0022837 |
| 3 | 007610 |
| 4 | 0093690 |
| 5 | 0095220 |
| 6 | 3100490 |
| 7 | 3200242 |
| 8 | 110009 |
| 9 | 000541 |
| 10 | 1090101 |
| 11 | 0010120 |
| 12 | 009937 |
| 13 | 0010263 |
| 14 | 0010143 |
| 15 | 0010119 |
| 16 | 0010254 |

Description

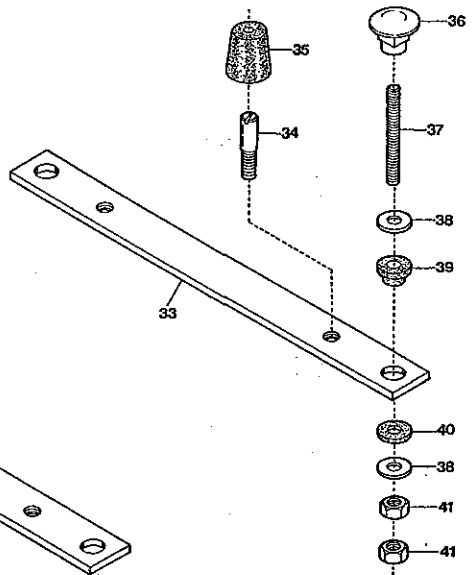
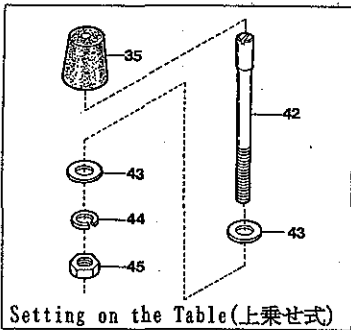
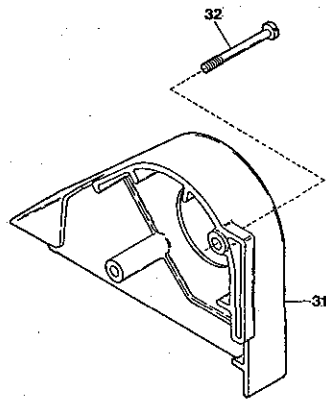
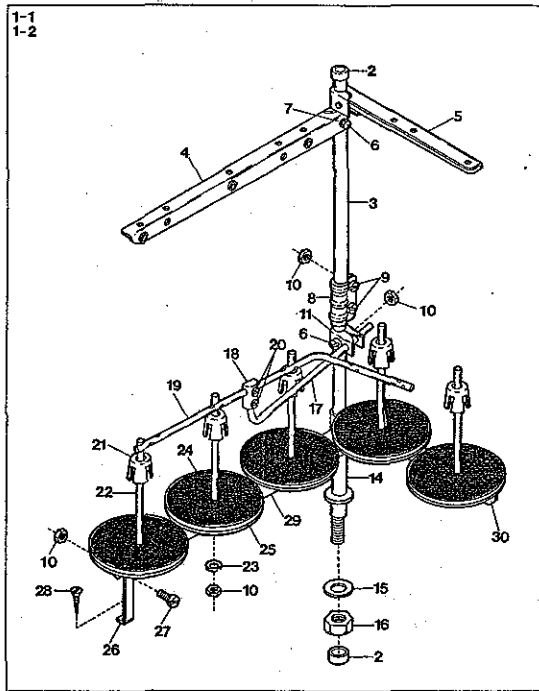
| | | | | |
|-------------------------------|-----------|--------------|-----------|---|
| Synchronizer Positioning Pin | ・ ・ ・ ・ ・ | ボジヨナピン | ・ ・ ・ ・ ・ | 1 |
| Synchronizer Cushion | ・ ・ ・ ・ ・ | ボジヨナピンクッション | ・ ・ ・ ・ ・ | 1 |
| Screw(M4-0.7×10) | ・ ・ ・ ・ ・ | 止ネジ | ・ ・ ・ ・ ・ | 1 |
| Timing Gauge | ・ ・ ・ ・ ・ | タイミングゲージ | ・ ・ ・ ・ ・ | 1 |
| Looper Timing Gauge | ・ ・ ・ ・ ・ | ルーパータイミングゲージ | ・ ・ ・ ・ ・ | 1 |
| Timing Gauge | ・ ・ ・ ・ ・ | タイミングゲージ | ・ ・ ・ ・ ・ | 1 |
| Chain Guide | ・ ・ ・ ・ ・ | 鎖ガイド | ・ ・ ・ ・ ・ | 1 |
| Screw(M4-0.7×8) | ・ ・ ・ ・ ・ | 止ネジ | ・ ・ ・ ・ ・ | 2 |
| Washer | ・ ・ ・ ・ ・ | ワッシャー | ・ ・ ・ ・ ・ | 2 |
| Electromagnetic Valve, C. Set | ・ ・ ・ ・ ・ | 電磁弁(組) | ・ ・ ・ ・ ・ | 1 |
| Electromagnetic Valve | ・ ・ ・ ・ ・ | 電磁弁 | ・ ・ ・ ・ ・ | 1 |
| Wood Screw(φ3.8×20) | ・ ・ ・ ・ ・ | 木ネジ | ・ ・ ・ ・ ・ | 2 |
| Connector(φ6-PT1/8) | ・ ・ ・ ・ ・ | コネクタ | ・ ・ ・ ・ ・ | 1 |
| Silencer | ・ ・ ・ ・ ・ | サイレンサ | ・ ・ ・ ・ ・ | 2 |
| Seal Plug | ・ ・ ・ ・ ・ | メクラプラグ | ・ ・ ・ ・ ・ | 1 |
| Speed Controller(SPC4-1/8) | ・ ・ ・ ・ ・ | スピードコントローラ | ・ ・ ・ ・ ・ | 1 |

特注部品

Amt.

Req.

(注) Ref. No.10の電磁弁(組)は、切屑吸込管用です。
 (踏込み出力のあるモータを使用している場合に、この電磁弁(組)を使用するとエアが節約できます。)
 Note: Electromagnetic Valve, Complete Set is for Dust Suction Pipe.
 (In case of using motor with treading output, the air consumption is saved by using this Electromagnetic Valve, Complete Set.)



THREAD STAND & SUPPORTING BOARD

糸立台及び受け板

| Ref. No. | Parts No. | Description | 品名 | Amt. Req. |
|----------|-----------|---|---------------|-----------|
| 1-1 | 0099056 | Thread Stand, Complete Set(5 Spools Type) | 糸立台(組) (5本組) | 1 |
| 1-2 | 0099048 | " (6 Spools Type) " | " (6本組) | 1 |
| 2 | 0099057 | Column Cap | コラムキャップ | 2 |
| 3 | 0099058 | Column Pipe(Upper) | コラムパイプ(上) | 1 |
| 4 | 0099060 | Thread Hanger(3 Spools Type) | スレッドハンガ(3本糸用) | 1 |
| 5 | 0099059 | Thread Hanger(2 Spools Type) | " (2本糸用) | 1 |
| 6 | 000147 | Screw | 止ネジ | 5 |
| 7 | 000148 | Washer | ワッシャ | 4 |
| 8 | 0099061 | Column Pipe Connector | コラムパイプ継手 | 1 |
| 9 | 000149 | Screw | 止ネジ | 2 |
| 10 | 000152 | Nut | ナット | 9 |
| 11 | 0099062 | Thread Guide Holder | 糸案内ホルダ | 1 |
| 12 | | | | |
| 13 | | | | |
| 14 | 0099063 | Column Pipe(Lower) | コラムパイプ(下) | 1 |
| 15 | 000154 | Washer | ワッシャ | 2 |
| 16 | 000153 | Nut | ナット | 1 |
| 17 | 0099030 | Thread Guide Bar | 糸案内支工棒 | 1 |
| 18 | 0099031 | Thread Guide Bar Bracket | 支工棒接点 | 1 |
| 19 | 0099064 | Thread Guide | 糸案内 | 1 |
| 20 | 003632 | Screw(1/4-40×10) | 止ネジ | 2 |
| 21 | 0099065 | Spool Cushion | スプールクッション | 5 |
| 22 | 0099066 | Spool Pin | スプール軸 | 5 |
| 23 | 000157 | Spring Washer | スプリングワッシャ | 5 |
| 24 | 0099067 | Spool Mat | スプリームット | 5 |
| 25 | 0099068 | Spool Seat Disc | 受け皿 | 5 |
| 26 | 0099069 | Spool Holder Stay | スプールホルダ支工 | 1 |
| 27 | 000158 | Screw | 止ネジ | 1 |
| 28 | 000159 | Wood Screw | 木ネジ | 1 |
| 29 | 0099070 | Spool Holder(3 Spools Type) | スプールホルダ(3本糸用) | 1 |
| 30 | 0099071 | Spool Holder(2 Spools type) | スプールホルダ(2本糸用) | 1 |
| 31 | 0063031 | Belt Cover | ベルトカバー | 1 |
| 32 | 110028 | Screw(M6-1×46) | 止ネジ | 2 |
| 33 | 3100008 | Supporting Board | 油受け板 | 2 |
| 34 | 180009 | Setting Screw(M6-1×16) | 取付ケネジ | 4 |
| 35 | 0063009 | Oil Reservoir Rubber Cushion | ゴム座 | 4 |
| 36 | 000070 | Hanging Nut | 吊りナット | 4 |
| 37 | 009858 | Hanging Bolt(M8-1.25×75) | 吊りボルト | 4 |
| 38 | 000429 | Washer | ワッシャ | 8 |
| 39 | 0020064 | Supporting Board Rubber Cushion | 受け板ゴム座 | 4 |
| 40 | 0063010 | Supporting Board Rubber Cushion(Lower) | 受け板ゴム座(下) | 4 |
| 41 | 000016 | Nut | ナット | 8 |
| 42 | 180008 | Setting Screw(M6-1×63) | 取付ケネジ | 4 |
| 43 | 000528 | Washer | ワッシャ | 8 |
| 44 | 000667 | Spring Washer | スプリングワッシャ | 4 |
| 45 | 000011 | Nut | ナット | 4 |

VC3611-D CLASS LIST of MAIN SPARE PARTS(主要部品リスト)

| Main Parts Models | Needle Clamp | Presser Foot, C. Set | Stitch Plate | Differen- tial Feed Dog | Main Feed Dog | Looper |
|----------------------|-----------------|----------------------------|-----------------|-------------------------------|------------------|---------|
| | 針止メ | 押エ(組) | 針板 | 前送り | 後送り | ルーパ |
| VC3611-040L-D | 0093352 | 3117076 | 3118021 | 3119020 | 3119021 | 3109300 |
| 048L-D | 0093353 | 3117078 | 3118022 | " | " | " |
| 056L-D | 3009101 | 3117080 | 3118023 | " | " | " |
| 145L-D | 3099104 | 3097052 | 3098044 | " | " | " |
| 156L-D | 3009101 | 3117088 | 3118023 | " | " | " |
| 3645P-040L-D | 0093352 | 3117094 | 3118021 | " | " | " |
| 048L-D | 0093353 | 3117092 | 3118022 | " | " | " |
| 056L-D | 3009101 | 3117090 | 3118023 | " | " | " |
| 3711-148L-D | 0093356 | 3117122 | 3118024 | " | " | " |
| 156L-D | 0093357 | 3117124 | 3118025 | " | " | " |
| | | | | | | |
| | | | | | | |
| | | | | | | |
| | | | | | | |
| | | | | | | |
| | | | | | | |
| | | | | | | |
| | | | | | | |
| | | | | | | |
| | | | | | | |
| | | | | | | |
| | | | | | | |
| | | | | | | |
| | | | | | | |
| | | | | | | |
| | | | | | | |
| | | | | | | |
| | | | | | | |
| | | | | | | |
| | | | | | | |
| | | | | | | |
| | | | | | | |
| | | | | | | |
| | | | | | | |
| | | | | | | |

VC3611-D INDEX PAGE = 1

| Parts No. | Page No. | Ref. No. | Weight (g) | Parts No. | Page No. | Ref. No. | Weight (g) | Parts No. | Page No. | Ref. No. | Weight (g) |
|-----------|----------|----------|------------|-----------|----------|----------|------------|-----------|----------|----------|------------|
| 000002 | 25 | 41 | | 000426 | 21 | 25 | | 000644 | 27 | 19 | |
| 000002 | 27 | 23 | | 000426 | 31 | 21 | | 000644 | 31 | 30 | |
| 000005 | 2 | 43 | | 000428 | 22 | 21 | | 000651 | 2 | 17 | |
| 000009 | 21 | 24 | | 000429 | 22 | 31 | | 000651 | 3 | 38 | |
| 000009 | 30 | 5 | | 000429 | 26 | 4 | | 000652 | 12 | 12 | |
| 000009 | 31 | 6 | | 000429 | 33 | 38 | | 000667 | 33 | 44 | |
| 000010 | 4 | 29 | | 000443 | 22 | 13 | | 000669 | 10 | 43 | |
| 000010 | 10 | 48 | | 000445 | 8 | 3 | | 000669 | 21 | 13 | |
| 000011 | 26 | 10 | | 000463 | 5 | 26 | | 000669 | 30 | 3 | |
| 000011 | 33 | 45 | | 000487 | 19 | 31 | | 000669 | 31 | 4 | |
| 000012 | 25 | 42 | | 000492 | 18 | 32 | | 000676 | 26 | 7 | |
| 000014 | 2 | 38 | | 000505 | 10 | 41 | | 000690 | 8 | 20 | |
| 000014 | 27 | 24 | | 000505 | 23 | 39 | | 000690 | 19 | 28 | |
| 000016 | 26 | 5 | | 000505 | 27 | 43 | | 000690 | 23 | 32 | |
| 000016 | 33 | 41 | | 000528 | 12 | 23 | | 000690 | 27 | 36 | |
| 000023 | 31 | 31 | | 000528 | 15 | 10 | | 000723 | 11 | 18 | |
| 000070 | 26 | 3 | | 000528 | 26 | 11 | | 000726 | 1 | 34 | |
| 000070 | 33 | 36 | | 000528 | 33 | 43 | | 000730 | 5 | 19 | |
| 000140 | 24 | 4 | | 000530 | 17 | 33 | | 000730 | 12 | 32 | |
| 000145 | 18 | 15 | | 000531 | 5 | 40 | | 000740 | 9 | 46 | |
| 000145 | 22 | 7 | | 000531 | 25 | 53 | | 000750 | 11 | 43 | |
| 000145 | 24 | 20 | | 000532 | 3 | 26 | | 000755 | 12 | 27 | |
| 000145 | 28 | 22 | | 000532 | 6 | 34 | | 000779 | 17 | 3 | |
| 000147 | 33 | 6 | | 000532 | 16 | 16 | | 000779 | 18 | 35 | |
| 000148 | 33 | 7 | | 000532 | 27 | 20 | | 000779 | 19 | 22 | |
| 000149 | 33 | 9 | | 000535 | 2 | 49 | | 000924 | 1 | 18 | |
| 000152 | 33 | 10 | | 000535 | 21 | 16 | | 000926 | 6 | 17 | |
| 000153 | 33 | 16 | | 000538 | 2 | 46 | | 000989 | 6 | 4 | |
| 000154 | 33 | 15 | | 000538 | 3 | 36 | | | | | |
| 000157 | 33 | 23 | | 000538 | 18 | 41 | | 001083 | 3 | 47 | |
| 000158 | 33 | 27 | | 000538 | 19 | 3 | | 001107 | 5 | 14 | |
| 000159 | 33 | 28 | | 000538 | 21 | 3 | | 001107 | 10 | 30 | |
| 000177 | 3 | 5 | | 000538 | 31 | 29 | | 001170 | 23 | 35 | |
| 000177 | 16 | 4 | | 000541 | 16 | 18 | | 001170 | 27 | 39 | |
| 000177 | 20 | 20 | | 000541 | 32 | 9 | | 001174 | 6 | 21 | |
| 000199 | 11 | 40 | | 000547 | 4 | 30 | | 001174 | 17 | 16 | |
| 000234 | 14 | 3 | | 000548 | 7 | 4 | | 001186 | 8 | 15 | |
| 000304 | 5 | 18 | | 000555 | 6 | 27 | | 001186 | 20 | 2 | |
| 000306 | 17 | 21 | | 000567 | 14 | 37 | | 001186 | 21 | 35 | |
| 000306 | 18 | 18 | | 000588 | 21 | 21 | | 001208 | 23 | 25 | |
| 000306 | 26 | 13 | | 000588 | 26 | 12 | | 001208 | 27 | 29 | |
| 000321 | 7 | 21 | | 000597 | 24 | 6 | | 001227 | 24 | 18 | |
| 000327 | 8 | 42 | | 000598 | 24 | 5 | | 001228 | 8 | 45 | |
| 000327 | 20 | 6 | | 000600 | 6 | 31 | | 001228 | 20 | 9 | |
| 000327 | 21 | 39 | | 000600 | 10 | 44 | | 001228 | 21 | 43 | |
| 000334 | 4 | 31 | | 000600 | 30 | 4 | | 001230 | 4 | 26 | |
| 000334 | 19 | 4 | | 000600 | 31 | 5 | | 001457 | 24 | 22 | |
| 000340 | 19 | 17 | | 000613 | 17 | 20 | | 001457 | 28 | 24 | |
| 000360 | 16 | 31 | | 000613 | 19 | 29 | | 001459 | 8 | 13 | |
| 000389 | 28 | 5 | | 000623 | 31 | 19 | | 001459 | 22 | 26 | |
| 000397 | 5 | 17 | | 000629 | 2 | 55 | | 001459 | 23 | 27 | |
| 000397 | 11 | 47 | | 000637 | 7 | 33 | | 001459 | 27 | 31 | |
| 000417 | 9 | 5 | | 000637 | 9 | 40 | | 001818 | 16 | 28 | |
| 000419 | 14 | 45 | | 000644 | 2 | 50 | | 001900 | 7 | 9 | |
| 000425 | 30 | 19 | | 000644 | 21 | 17 | | 001900 | 16 | 21 | |

INDEX

| Parts No. | Page No. | Ref. No. | Weight (g) | Parts No. | Page No. | Ref. No. | Weight (g) | Parts No. | Page No. | Ref. No. | Weight (g) |
|-----------|----------|----------|------------|-----------|----------|----------|------------|-----------|----------|----------|------------|
| 001900 | 20 | 14 | | 006475 | 22 | 9 | | 0010055 | 31 | 14 | |
| | | | | 006905 | 31 | 7 | | 0010057 | 28 | 3 | |
| 002043 | 7 | 6 | | 006910 | 31 | 33 | | 0010057 | 30 | 20 | |
| | | | | 006920 | 22 | 22 | | 0010073 | 30 | 1 | |
| 003302 | 8 | 43 | | 006921 | 13 | 10 | | 0010073 | 31 | 1 | |
| 003302 | 20 | 7 | | | | | | 0010078 | 31 | 10 | |
| 003302 | 21 | 40 | | 007610 | 23 | 7 | | 0010108 | 30 | 9 | |
| 003433 | 8 | 25 | | 007610 | 27 | 8 | | 0010108 | 31 | 9 | |
| 003632 | 33 | 20 | | 007610 | 32 | 3 | | 0010119 | 30 | 26 | |
| 003638 | 22 | 28 | | 007621 | 18 | 19 | | 0010119 | 31 | 15 | |
| 003647 | 7 | 15 | | | | | | 0010119 | 32 | 15 | |
| 003655 | 2 | 24 | | 009142 | 7 | 11 | | 0010120 | 31 | 13 | |
| 003657 | 12 | 31 | | 009220 | 22 | 5 | | 0010120 | 32 | 11 | |
| 003662 | 18 | 6 | | 009508 | 24 | 28 | | 0010143 | 28 | 4 | |
| | | | | 009508 | 28 | 30 | | 0010143 | 30 | 24 | |
| 004124 | 14 | 36 | | 009526 | 14 | 42 | | 0010143 | 32 | 14 | |
| 004126 | 14 | 38 | | 009526 | 15 | 23 | | 0010254 | 30 | 28-1 | |
| 004182 | 2 | 42 | | 009604 | 8 | 23 | | 0010254 | 30 | 28-2 | |
| 004312 | 6 | 23 | | 009604 | 15 | 13 | | 0010254 | 31 | 16 | |
| 004353 | 3 | 27 | | 009604 | 17 | 9 | | 0010254 | 32 | 16 | |
| 004353 | 14 | 10 | | 009604 | 21 | 20 | | 0010258 | 31 | 23 | |
| 004353 | 16 | 15 | | 009730 | 18 | 45 | | 0010260 | 13 | 11 | |
| 004358 | 2 | 51 | | 009736 | 11 | 23 | | 0010260 | 30 | 32 | |
| 004358 | 7 | 2 | | 009736 | 13 | 4 | | 0010260 | 31 | 11 | |
| 004358 | 8 | 35 | | 009744 | 27 | 22 | | 0010261 | 13 | 15 | |
| 004358 | 21 | 18 | | 009747 | 27 | 18 | | 0010261 | 30 | 31 | |
| 004358 | 23 | 3 | | 009753 | 19 | 21 | | 0010263 | 30 | 25 | |
| 004358 | 27 | 4 | | 009784 | 4 | 24 | | 0010263 | 32 | 13 | |
| 004440 | 8 | 6 | | 009835 | 3 | 7 | | 0010289 | 30 | 10 | |
| 004440 | 9 | 38 | | 009835 | 16 | 6 | | 0010340 | 28 | 2 | |
| 004440 | 19 | 2 | | 009835 | 20 | 22 | | 0010343 | 30 | 21 | |
| 004441 | 8 | 8 | | 009853 | 22 | 16 | | 0010564 | 31 | 28 | |
| 004591 | 8 | 32 | | 009853 | 26 | 19 | | 0010565 | 31 | 27 | |
| | | | | 009858 | 33 | 37 | | 0010841 | 25 | 40 | |
| 005049 | 10 | 45 | | 009865 | 26 | 6 | | 0010868 | 30 | 29 | |
| 005071 | 6 | 20 | | 009877 | 22 | 36 | | 0010869 | 30 | 30 | |
| 005071 | 9 | 35 | | 009880 | 30 | 23 | | | | | |
| 005075 | 1 | 32 | | 009931 | 19 | 18 | | 0011340 | 31 | 26 | |
| 005431 | 3 | 35 | | 009936 | 22 | 32 | | 0011341 | 31 | 25 | |
| 005542 | 8 | 37 | | 009937 | 30 | 7 | | 0011709 | 31 | 24 | |
| 005550 | 28 | 8 | | 009937 | 31 | 17 | | 0011733 | 26 | 8 | |
| 005550 | 30 | 13 | | 009937 | 32 | 12 | | 0011801 | 24 | 2 | |
| 005650 | 6 | 32 | | 009947 | 22 | 37 | | 0011802 | 24 | 1 | |
| 005650 | 19 | 14 | | 009955 | 22 | 12 | | 0011943 | 31 | 34-1 | |
| 005650 | 24 | 8 | | 009970 | 26 | 9 | | 0011944 | 31 | 34-2 | |
| 005650 | 28 | 10 | | 009973 | 30 | 2 | | 0011945 | 31 | 34-3 | |
| | | | | 009973 | 31 | 3 | | 0011946 | 31 | 34-4 | |
| 006004 | 4 | 28 | | 009980 | 22 | 10 | | | | | |
| 006038 | 8 | 18 | | 009984 | 24 | 16 | | 0012480 | 13 | 8 | |
| 006038 | 19 | 12 | | 009984 | 28 | 18 | | | | | |
| 006075 | 19 | 6 | | 009985 | 23 | 14 | | 0013218 | 30 | 6 | |
| 006212 | 10 | 9 | | | | | | 0013218 | 31 | 2 | |
| 006233 | 1 | 39 | | 0010017 | 7 | 28 | | 0013648 | 13 | 9 | |
| 006270 | 18 | 8 | | 0010019 | 31 | 22 | | | | | |
| 006411 | 19 | 16 | | 0010048 | 31 | 20 | | 0014120 | 28 | 6 | |

INDEX

| Parts No. | Page No. | Ref. No. | Weight (g) | Parts No. | Page No. | Ref. No. | Weight (g) | Parts No. | Page No. | Ref. No. | Weight (g) |
|-----------|----------|----------|------------|-----------|----------|----------|------------|-----------|----------|----------|------------|
| 0014120 | 30 | 14 | | 0063607 | 24 | 12 | | 0063607 | 24 | 12 | |
| | | | | 0063607 | 28 | 14 | | 0063607 | 28 | 14 | |
| 0020064 | 33 | 39 | | 0063608 | 24 | 17 | | 0063608 | 24 | 17 | |
| 0020119 | 3 | 24 | | 0063608 | 28 | 19 | | 0063608 | 28 | 19 | |
| 0020119 | 16 | 13 | | 0063609 | 24 | 15 | | 0063609 | 24 | 15 | |
| 0020137 | 1 | 31 | | 0063609 | 28 | 17 | | 0063609 | 28 | 17 | |
| 0020143 | 1 | 28 | | 0063610 | 24 | 11 | | 0063610 | 24 | 11 | |
| 0020144 | 1 | 29 | | 0063612 | 23 | 16 | | 0063612 | 23 | 16 | |
| 0020350 | 10 | 42 | | | | | | | | | |
| 0020551 | 14 | 7 | | 0064045 | 26 | 14 | | 0064045 | 26 | 14 | |
| 0020759 | 1 | 5 | | 0064046 | 26 | 15 | | 0064046 | 26 | 15 | |
| 0020759 | 2 | 9 | | 0064047 | 26 | 18 | | 0064047 | 26 | 18 | |
| | | | | 0064173 | 22 | 8 | | 0064173 | 22 | 8 | |
| 0021010 | 14 | 49 | | | | | | | | | |
| 0022836 | 23 | 18 | | 0065233 | 21 | 15 | | 0065233 | 21 | 15 | |
| 0022836 | 27 | 14 | | 0065253 | 22 | 24-1 | | 0065253 | 22 | 24-1 | |
| 0022836 | 32 | 1 | | 0065258 | 22 | 20 | | 0065258 | 22 | 20 | |
| 0022837 | 23 | 19 | | 0065275 | 2 | 8 | | 0065275 | 2 | 8 | |
| 0022837 | 27 | 15 | | 0065340 | 7 | 1 | | 0065340 | 7 | 1 | |
| 0022837 | 32 | 2 | | 0065366 | 8 | 40 | | 0065366 | 8 | 40 | |
| | | | | 0065366 | 20 | 4 | | 0065366 | 20 | 4 | |
| 0030291 | 4 | 4 | | 0065366 | 21 | 37 | | 0065366 | 21 | 37 | |
| 0030711 | 14 | 41 | | 0065372 | 8 | 4 | | 0065372 | 8 | 4 | |
| | | | | 0065373 | 23 | 1 | | 0065373 | 23 | 1 | |
| 0031014 | 22 | 14 | | 0065373 | 27 | 1 | | 0065373 | 27 | 1 | |
| 0031015 | 22 | 15 | | 0065374 | 19 | 8 | | 0065374 | 19 | 8 | |
| 0031111 | 3 | 6 | | 0065375 | 19 | 9 | | 0065375 | 19 | 9 | |
| 0031111 | 16 | 5 | | 0065376 | 19 | 11 | | 0065376 | 19 | 11 | |
| 0031111 | 20 | 21 | | 0065381 | 19 | 1 | | 0065381 | 19 | 1 | |
| 0031831 | 14 | 23 | | 0065389 | 9 | 32 | | 0065389 | 9 | 32 | |
| | | | | 0065395 | 17 | 11 | | 0065395 | 17 | 11 | |
| 0032425 | 3 | 45 | | 0065398 | 17 | 8 | | 0065398 | 17 | 8 | |
| 0032426 | 3 | 46 | | 0065400 | 17 | 15 | | 0065400 | 17 | 15 | |
| 0032646 | 15 | 12 | | 0065401 | 17 | 18 | | 0065401 | 17 | 18 | |
| 0032719 | 22 | 25 | | 0065402 | 17 | 19 | | 0065402 | 17 | 19 | |
| 0032786 | 26 | 20 | | 0065402 | 19 | 15 | | 0065402 | 19 | 15 | |
| 0032799 | 10 | 3 | | 0065404 | 19 | 26 | | 0065404 | 19 | 26 | |
| 0032853 | 11 | 26 | | 0065405 | 19 | 23 | | 0065405 | 19 | 23 | |
| 0032921 | 17 | 22 | | 0065407 | 19 | 13 | | 0065407 | 19 | 13 | |
| | | | | 0065414 | 18 | 13 | | 0065414 | 18 | 13 | |
| 0033024 | 2 | 20 | | 0065415 | 18 | 27 | | 0065415 | 18 | 27 | |
| 0033024 | 23 | 30 | | 0065417 | 18 | 23 | | 0065417 | 18 | 23 | |
| 0033024 | 26 | 17 | | 0065418 | 18 | 28 | | 0065418 | 18 | 28 | |
| 0033024 | 27 | 34 | | 0065420 | 18 | 16 | | 0065420 | 18 | 16 | |
| 0033104 | 28 | 7 | | 0065421 | 18 | 14 | | 0065421 | 18 | 14 | |
| 0033104 | 30 | 12 | | 0065422 | 18 | 29-1 | | 0065422 | 18 | 29-1 | |
| 0033939 | 30 | 8 | | 0065431 | 18 | 40 | | 0065431 | 18 | 40 | |
| 0033939 | 31 | 8 | | 0065435 | 18 | 42 | | 0065435 | 18 | 42 | |
| | | | | 0065436 | 18 | 43 | | 0065436 | 18 | 43 | |
| 0034117 | 19 | 27 | | 0065437 | 18 | 44 | | 0065437 | 18 | 44 | |
| 0034979 | 19 | 5 | | 0065452 | 14 | 20 | | 0065452 | 14 | 20 | |
| | | | | 0065453 | 14 | 1 | | 0065453 | 14 | 1 | |
| 0035301 | 26 | 16 | | 0065461 | 18 | 31-1 | | 0065461 | 18 | 31-1 | |
| 0035813 | 16 | 30 | | 0065468 | 18 | 29-3 | | 0065468 | 18 | 29-3 | |

INDEX

| Parts No. | Page No. | Ref. No. | Weight (g) | Parts No. | Page No. | Ref. No. | Weight (g) | Parts No. | Page No. | Ref. No. | Weight (g) |
|-----------|----------|----------|------------|-----------|----------|----------|------------|-----------|----------|----------|------------|
| 0065469 | 18 | 31-3 | | 0093184 | 7 | 5 | | 0094577 | 12 | 15 | |
| | | | | 0093186 | 7 | 22 | | 0094604 | 4 | 6 | |
| 0066560 | 8 | 33 | | 0093201 | 4 | 10 | | 0094664 | 21 | 19 | |
| 0066561 | 8 | 34 | | 0093212 | 7 | 19 | | | | | |
| 0066735 | 18 | 29-4 | | 0093213 | 7 | 20 | | 0095027 | 19 | 10 | |
| 0066736 | 18 | 31-4 | | 0093214 | 7 | 16 | | 0095061 | 18 | 20 | |
| 0066737 | 18 | 29-5 | | 0093215 | 7 | 14 | | 0095065 | 18 | 26 | |
| 0066738 | 18 | 31-5 | | 0093303 | 10 | 25 | | 0095066 | 18 | 22 | |
| | | | | 0093352 | 7 | 7-1 | | 0095168 | 6 | 22 | |
| 0067023 | 22 | 27 | | 0093353 | 7 | 7-2 | | 0095170 | 6 | 19 | |
| 0067025 | 22 | 35 | | 0093356 | 20 | 13-1 | | 0095214 | 6 | 7 | |
| 0067031 | 21 | 22 | | 0093357 | 20 | 13-2 | | 0095220 | 32 | 5 | |
| 0067101 | 23 | 22 | | 0093365 | 16 | 20 | | 0095334 | 23 | 34 | |
| 0067101 | 27 | 26 | | 0093389 | 11 | 45 | | 0095334 | 27 | 38 | |
| 0067111 | 19 | 30-1 | | 0093479 | 8 | 24 | | 0095336 | 24 | 29 | |
| 0067126 | 19 | 7 | | 0093480 | 8 | 10 | | 0095336 | 28 | 31 | |
| 0067140 | 22 | 24-2 | | 0093483 | 8 | 7 | | 0095388 | 24 | 21 | |
| | | | | 0093487 | 8 | 17 | | 0095388 | 28 | 23 | |
| 0068011 | 1 | 4 | | 0093491 | 8 | 22 | | 0095389 | 24 | 23 | |
| | | | | 0093491 | 24 | 27 | | 0095389 | 28 | 25 | |
| 0077179 | 8 | 28 | | 0093491 | 28 | 29 | | | | | |
| 0077270 | 8 | 1 | | 0093499 | 23 | 2 | | 0096355 | 28 | 9 | |
| 0077322 | 15 | 4 | | 0093499 | 27 | 3 | | 0096357 | 27 | 21 | |
| 0077410 | 24 | 7 | | 0093507 | 8 | 30 | | 0096358 | 27 | 17 | |
| | | | | 0093508 | 8 | 31 | | | | | |
| 0090068 | 3 | 39 | | 0093509 | 8 | 29 | | 0099030 | 33 | 17 | |
| 0090071 | 3 | 4 | | 0093517 | 3 | 32 | | 0099031 | 33 | 18 | |
| 0090071 | 16 | 3 | | 0093521 | 3 | 34 | | 0099048 | 33 | 1-2 | |
| 0090071 | 20 | 19 | | 0093526 | 3 | 33 | | 0099056 | 33 | 1-1 | |
| 0090620 | 8 | 2 | | 0093528 | 3 | 25 | | 0099057 | 33 | 2 | |
| 0090620 | 18 | 7 | | 0093528 | 16 | 14 | | 0099058 | 33 | 3 | |
| 0090801 | 8 | 36 | | 0093545 | 8 | 38 | | 0099059 | 33 | 5 | |
| 0090807 | 3 | 11 | | 0093556 | 3 | 14 | | 0099060 | 33 | 4 | |
| 0090807 | 16 | 9 | | 0093611 | 8 | 11 | | 0099061 | 33 | 8 | |
| 0090807 | 20 | 25 | | 0093690 | 32 | 4 | | 0099062 | 33 | 11 | |
| 0090812 | 3 | 8 | | 0093863 | 3 | 1 | | 0099063 | 33 | 14 | |
| 0090812 | 16 | 7 | | 0093863 | 16 | 1 | | 0099064 | 33 | 19 | |
| 0090812 | 20 | 23 | | 0093863 | 20 | 17 | | 0099065 | 33 | 21 | |
| 0090814 | 3 | 2 | | 0093864 | 1 | 9 | | 0099066 | 33 | 22 | |
| 0090814 | 20 | 18 | | 0093864 | 2 | 7 | | 0099067 | 33 | 24 | |
| 0090824 | 8 | 39 | | | | | | 0099068 | 33 | 25 | |
| 0090847 | 3 | 3 | | 0094201 | 1 | 21 | | 0099069 | 33 | 26 | |
| 0090856 | 3 | 10 | | 0094201 | 2 | 34 | | 0099070 | 33 | 29 | |
| 0090856 | 16 | 8 | | 0094201 | 21 | 10 | | 0099071 | 33 | 30 | |
| 0090856 | 20 | 24 | | 0094387 | 23 | 20 | | | | | |
| 0090918 | 14 | 44 | | 0094387 | 27 | 44 | | 100001 | 2 | 25 | |
| 0090930 | 14 | 25 | | 0094390 | 23 | 33 | | 100001 | 24 | 33 | |
| | | | | 0094390 | 27 | 37 | | 100001 | 28 | 35 | |
| 0092232 | 31 | 32 | | 0094396 | 23 | 29 | | 100002 | 9 | 28 | |
| | | | | 0094396 | 27 | 33 | | 100003 | 5 | 33 | |
| 0093089 | 5 | 4 | | 0094433 | 23 | 24 | | 100003 | 12 | 24 | |
| 0093090 | 5 | 6 | | 0094433 | 27 | 28 | | 100003 | 15 | 11 | |
| 0093090 | 6 | 5 | | 0094491 | 23 | 17 | | 100005 | 10 | 47 | |
| 0093154 | 6 | 15 | | 0094491 | 27 | 12 | | 100006 | 25 | 9 | |
| 0093179 | 7 | 23 | | 0094566 | 15 | 6 | | 100006 | 29 | 9 | |

INDEX

| Parts No. | Page No. | Ref. No. | Weight (g) | Parts No. | Page No. | Ref. No. | Weight (g) | Parts No. | Page No. | Ref. No. | Weight (g) |
|-----------|----------|----------|------------|-----------|----------|----------|------------|-----------|----------|----------|------------|
| 110002 | 2 | 39 | | 110023 | 29 | 26 | | 120013 | 30 | 18 | |
| 110002 | 5 | 25 | | 110024 | 25 | 24 | | 120015 | 6 | 26 | |
| 110002 | 25 | 22 | | 110024 | 29 | 24 | | 120016 | 1 | 36 | |
| 110002 | 28 | 20 | | 110025 | 25 | 25 | | 120017 | 8 | 27 | |
| 110002 | 29 | 22 | | 110025 | 29 | 25 | | 120018 | 13 | 2 | |
| 110004 | 6 | 35 | | 110026 | 5 | 35 | | 120019 | 17 | 2 | |
| 110004 | 11 | 12 | | 110027 | 5 | 29 | | | | | |
| 110004 | 24 | 13 | | 110028 | 33 | 32 | | 130002 | 2 | 36 | |
| 110004 | 28 | 15 | | 110030 | 25 | 6 | | 130002 | 10 | 36 | |
| 110005 | 9 | 15 | | 110030 | 29 | 6 | | 130002 | 18 | 39 | |
| 110007 | 25 | 51 | | 110031 | 2 | 33 | | 130003 | 2 | 6 | |
| 110008 | 2 | 44 | | 110031 | 12 | 3 | | 130003 | 3 | 42 | |
| 110008 | 13 | 6 | | 110031 | 14 | 12 | | 130003 | 25 | 13 | |
| 110008 | 25 | 18 | | 110031 | 15 | 26 | | 130003 | 29 | 13 | |
| 110008 | 29 | 18 | | 110031 | 25 | 36 | | 130004 | 10 | 40 | |
| 110009 | 2 | 47 | | 110031 | 29 | 36 | | 130005 | 11 | 16 | |
| 110009 | 3 | 37 | | 110034 | 25 | 34 | | 130005 | 25 | 32 | |
| 110009 | 5 | 10 | | 110034 | 29 | 34 | | 130005 | 29 | 32 | |
| 110009 | 6 | 12 | | 110035 | 11 | 37 | | 130007 | 21 | 33 | |
| 110009 | 7 | 34 | | 110035 | 21 | 28 | | | | | |
| 110009 | 10 | 16 | | 110036 | 11 | 7 | | 150000 | 5 | 23 | |
| 110009 | 14 | 35 | | 110039 | 9 | 4 | | 150001 | 10 | 34 | |
| 110009 | 15 | 7 | | 110039 | 12 | 9 | | 150001 | 18 | 37 | |
| 110009 | 16 | 11 | | 110041 | 1 | 20 | | | | | |
| 110009 | 18 | 4 | | 110041 | 2 | 16 | | 160000 | 1 | 15 | |
| 110009 | 21 | 4 | | 110041 | 5 | 42 | | 160000 | 5 | 21 | |
| 110009 | 23 | 9 | | 110041 | 12 | 29 | | 160000 | 12 | 14 | |
| 110009 | 25 | 20 | | 110043 | 2 | 53 | | 160001 | 2 | 31 | |
| 110009 | 27 | 10 | | 110043 | 12 | 6 | | 160001 | 5 | 31 | |
| 110009 | 29 | 20 | | 110045 | 1 | 2 | | 160001 | 9 | 18 | |
| 110009 | 32 | 8 | | 110046 | 12 | 8 | | 160001 | 14 | 5 | |
| 110010 | 7 | 24 | | 110048 | 1 | 13 | | 160001 | 17 | 23 | |
| 110011 | 21 | 12 | | 110059 | 7 | 12 | | 160001 | 18 | 9 | |
| 110012 | 1 | 22 | | 110072 | 11 | 21 | | 160002 | 10 | 4 | |
| 110012 | 2 | 22 | | 110100 | 3 | 23 | | 160002 | 28 | 27 | |
| 110012 | 14 | 2 | | 110101 | 3 | 20 | | 160003 | 9 | 31 | |
| 110012 | 21 | 9 | | 110101 | 9 | 9 | | 160003 | 11 | 2 | |
| 110012 | 23 | 15 | | | | | | 160003 | 15 | 3 | |
| 110012 | 27 | 13 | | 120001 | 12 | 17 | | 160003 | 17 | 30 | |
| 110013 | 1 | 30 | | 120001 | 23 | 5 | | 160003 | 24 | 25 | |
| 110013 | 2 | 12 | | 120001 | 27 | 6 | | 160004 | 5 | 13 | |
| 110013 | 3 | 13 | | 120006 | 18 | 34 | | 160004 | 6 | 16 | |
| 110013 | 7 | 27 | | 120007 | 25 | 44 | | 160004 | 11 | 49 | |
| 110013 | 12 | 21 | | 120008 | 17 | 32 | | 160005 | 5 | 2 | |
| 110013 | 23 | 41 | | 120009 | 2 | 2 | | 160005 | 6 | 2 | |
| 110014 | 23 | 38 | | 120009 | 10 | 18 | | 160005 | 18 | 25 | |
| 110014 | 27 | 42 | | 120011 | 9 | 42 | | 160006 | 11 | 42 | |
| 110016 | 2 | 27 | | 120012 | 17 | 14 | | 160007 | 2 | 56 | |
| 110019 | 9 | 24 | | 120012 | 18 | 2 | | 160007 | 5 | 3 | |
| 110020 | 9 | 2 | | 120013 | 6 | 25 | | 160007 | 6 | 3 | |
| 110021 | 11 | 25 | | 120013 | 12 | 11 | | 160007 | 9 | 7 | |
| 110022 | 11 | 4 | | 120013 | 14 | 43 | | 160007 | 10 | 2 | |
| 110023 | 11 | 22 | | 120013 | 15 | 15 | | 160007 | 11 | 28 | |
| 110023 | 25 | 26 | | 120013 | 24 | 10 | | 160007 | 15 | 18 | |
| | | | | 120013 | 28 | 12 | | 160007 | 17 | 7 | |

INDEX

| Parts No. | Page No. | Ref. No. | Weight (g) | Parts No. | Page No. | Ref. No. | Weight (g) | Parts No. | Page No. | Ref. No. | Weight (g) |
|-----------|----------|----------|------------|-----------|----------|----------|------------|-----------|----------|----------|------------|
| 160007 | 19 | 24 | | 340003 | 10 | 22 | | 3100030 | 2 | 26 | |
| 160007 | 22 | 33 | | 340004 | 5 | 36 | | 3100040 | 1 | 11 | |
| 160008 | 5 | 32 | | 340008 | 9 | 10 | | 3100041 | 1 | 12 | |
| | | | | | | | | 3100042 | 1 | 14 | |
| 170001 | 2 | 29 | | 350006 | 13 | 14 | | 3100043 | 1 | 16 | |
| 170002 | 1 | 25 | | | | | | 3100044 | 1 | 17 | |
| 170003 | 5 | 45 | | 390067 | 2 | 57 | | 3100046 | 1 | 23 | |
| 170004 | 3 | 18 | | 390068 | 2 | 58 | | 3100050 | 2 | 18 | |
| 170005 | 25 | 2 | | 390069 | 1 | 6 | | 3100051 | 2 | 19 | |
| 170005 | 29 | 2 | | 390072 | 1 | 10 | | 3100053 | 2 | 21 | |
| 170006 | 25 | 15 | | | | | | 3100060 | 14 | 11 | |
| 170006 | 29 | 15 | | 1090010 | 31 | 12 | | 3100061 | 14 | 13 | |
| 170007 | 25 | 46 | | 1090011 | 30 | 27-1 | | 3100070 | 2 | 13 | |
| 170008 | 19 | 32 | | 1090011 | 30 | 27-2 | | 3100074 | 3 | 12 | |
| 170009 | 23 | 10 | | 1090012 | 30 | 22 | | 3100075 | 3 | 9 | |
| 170009 | 27 | 11 | | 1090013 | 30 | 34 | | 3100076 | 3 | 19 | |
| | | | | 1090100 | 30 | 33 | | 3100078 | 6 | 30 | |
| 180005 | 2 | 32 | | 1090101 | 32 | 10 | | 3100081 | 16 | 26 | |
| 180006 | 24 | 30 | | | | | | 3100082 | 3 | 22 | |
| 180006 | 28 | 32 | | 1091002 | 28 | 1 | | 3100083 | 3 | 21 | |
| 180008 | 33 | 42 | | 1091050 | 30 | 15 | | 3100084 | 3 | 17 | |
| 180009 | 33 | 34 | | | | | | 3100085 | 3 | 16 | |
| | | | | 1094000 | 31 | 18 | | 3100086 | 16 | 2 | |
| 190004 | 10 | 46 | | 1094002 | 13 | 12 | | 3100087 | 3 | 43 | |
| 190005 | 2 | 23 | | | | | | 3100088 | 3 | 15 | |
| 190006 | 25 | 8 | | 1098012 | 13 | 13 | | 3100090 | 4 | 12 | |
| 190006 | 29 | 8 | | | | | | 3100091 | 4 | 13 | |
| 190007 | 17 | 31 | | 1200003 | 30 | 35 | | 3100092 | 4 | 19 | |
| 190008 | 24 | 34 | | | | | | 3100093 | 4 | 20 | |
| 190008 | 28 | 36 | | 2100265 | 2 | 54 | | 3100094 | 4 | 14 | |
| 190009 | 27 | 16 | | | | | | 3100095 | 4 | 15 | |
| 190056 | 21 | 8 | | 3009101 | 7 | 7-3 | | 3100096 | 4 | 16 | |
| | | | | | | | | 3100097 | 4 | 17 | |
| 260000 | 6 | 18 | | 3010022 | 18 | 21 | | 3100098 | 4 | 11 | |
| | | | | | | | | 3100099 | 4 | 3 | |
| 300000 | 9 | 25 | | 3097052 | 20 | 10 | | 3100100 | 16 | 22 | |
| 300006 | 10 | 15 | | | | | | 3100103 | 10 | 23 | |
| 300006 | 15 | 8 | | 3098044 | 20 | 12 | | 3100104 | 10 | 24 | |
| 300100 | 2 | 30 | | | | | | 3100105 | 4 | 21 | |
| 300101 | 1 | 24 | | 3099104 | 20 | 11 | | 3100106 | 4 | 1 | |
| 300500 | 9 | 16 | | | | | | 3100107 | 4 | 2 | |
| | | | | 3100004 | 1 | 26 | | 3100108 | 4 | 9 | |
| 310006 | 7 | 32 | | 3100005 | 1 | 27 | | 3100120 | 5 | 16 | |
| 310007 | 7 | 30 | | 3100006 | 4 | 18 | | 3100121 | 5 | 12 | |
| 310017 | 12 | 26 | | 3100006 | 17 | 4 | | 3100122 | 5 | 8 | |
| 310026 | 14 | 50 | | 3100008 | 33 | 33 | | 3100123 | 5 | 11 | |
| 310027 | 14 | 6 | | 3100010 | 1 | 7 | | 3100125 | 5 | 22 | |
| 310039 | 3 | 31 | | 3100011 | 1 | 8 | | 3100126 | 5 | 20 | |
| | | | | 3100012 | 1 | 1 | | 3100127 | 5 | 9 | |
| 330001 | 5 | 15 | | 3100013 | 1 | 3 | | 3100127 | 6 | 11 | |
| 330002 | 9 | 20 | | 3100016 | 2 | 11 | | 3100128 | 5 | 5 | |
| | | | | 3100017 | 2 | 10 | | 3100129 | 6 | 6 | |
| 340000 | 1 | 37 | | 3100020 | 2 | 4 | | 3100130 | 5 | 1 | |
| 340001 | 9 | 27 | | 3100021 | 2 | 5 | | 3100132 | 5 | 7 | |
| 340001 | 11 | 13 | | 3100022 | 2 | 1 | | 3100140 | 9 | 34 | |

INDEX

| Parts No. | Page No. | Ref. No. | Weight (g) | Parts No. | Page No. | Ref. No. | Weight (g) | Parts No. | Page No. | Ref. No. | Weight (g) |
|-----------|----------|----------|------------|-----------|----------|----------|------------|-----------|----------|----------|------------|
| 3100141 | 9 | 37 | | 3100216 | 10 | 5 | | 3100328 | 14 | 40 | |
| 3100142 | 9 | 39 | | 3100217 | 10 | 1 | | 3100329 | 14 | 15 | |
| 3100143 | 9 | 41 | | 3100218 | 11 | 46 | | 3100330 | 14 | 48 | |
| 3100144 | 9 | 45 | | 3100219 | 11 | 48 | | 3100331 | 14 | 32 | |
| 3100145 | 9 | 44 | | 3100221 | 11 | 30 | | 3100332 | 14 | 28 | |
| 3100146 | 9 | 43 | | 3100222 | 11 | 31 | | 3100334 | 14 | 34 | |
| 3100147 | 9 | 30 | | 3100224 | 11 | 33 | | 3100335 | 14 | 24 | |
| 3100149 | 9 | 33 | | 3100225 | 11 | 27 | | 3100336 | 14 | 26 | |
| 3100150 | 9 | 29 | | 3100226 | 11 | 36 | | 3100342 | 14 | 30 | |
| 3100151 | 9 | 26 | | 3100227 | 11 | 29 | | 3100343 | 14 | 33 | |
| 3100152 | 9 | 12 | | 3100231 | 11 | 32 | | 3100344 | 14 | 47 | |
| 3100153 | 9 | 22 | | 3100235 | 10 | 37 | | 3100345 | 14 | 14 | |
| 3100154 | 9 | 6 | | 3100241 | 11 | 5 | | 3100346 | 14 | 9 | |
| 3100155 | 9 | 23 | | 3100242 | 11 | 3 | | 3100349 | 14 | 46 | |
| 3100156 | 9 | 11 | | 3100243 | 11 | 1 | | 3100350 | 14 | 4 | |
| 3100157 | 9 | 13 | | 3100245 | 11 | 9 | | 3100353 | 14 | 21 | |
| 3100158 | 9 | 14 | | 3100246 | 11 | 8 | | 3100355 | 9 | 36 | |
| 3100159 | 9 | 17 | | 3100250 | 7 | 31 | | 3100356 | 14 | 39 | |
| 3100160 | 9 | 19 | | 3100253 | 7 | 29 | | 3100357 | 14 | 22 | |
| 3100161 | 9 | 21 | | 3100254 | 7 | 26 | | 3100358 | 14 | 31 | |
| 3100162 | 9 | 3-1 | | 3100256 | 7 | 25 | | 3100381 | 3 | 30 | |
| 3100182 | 11 | 20 | | 3100260 | 5 | 37 | | 3100382 | 3 | 29 | |
| 3100183 | 11 | 17 | | 3100261 | 5 | 38 | | 3100410 | 9 | 8 | |
| 3100184 | 11 | 19 | | 3100262 | 5 | 30 | | 3100440 | 3 | 41 | |
| 3100185 | 11 | 16 | | 3100263 | 5 | 24 | | 3100490 | 32 | 6 | |
| 3100186 | 11 | 14 | | 3100264 | 5 | 27 | | 3100500 | 25 | 16 | |
| 3100187 | 11 | 11 | | 3100265 | 5 | 28 | | 3100500 | 29 | 16 | |
| 3100188 | 11 | 24 | | 3100266 | 5 | 39 | | 3100501 | 25 | 7 | |
| 3100189 | 10 | 8 | | 3100267 | 5 | 34 | | 3100501 | 29 | 7 | |
| 3100190 | 10 | 7 | | 3100268 | 5 | 41 | | 3100502 | 25 | 3 | |
| 3100191 | 10 | 10 | | 3100269 | 5 | 44 | | 3100502 | 29 | 3 | |
| 3100192 | 10 | 6 | | 3100270 | 5 | 43 | | 3100503 | 25 | 10 | |
| 3100192 | 17 | 25 | | 3100272 | 5 | 46 | | 3100503 | 29 | 10 | |
| 3100193 | 10 | 11 | | 3100280 | 6 | 1 | | 3100504 | 25 | 11 | |
| 3100194 | 10 | 12 | | 3100281 | 6 | 8 | | 3100504 | 29 | 11 | |
| 3100195 | 10 | 13 | | 3100282 | 6 | 9 | | 3100505 | 25 | 12 | |
| 3100196 | 10 | 14 | | 3100283 | 6 | 10 | | 3100505 | 29 | 12 | |
| 3100197 | 10 | 17 | | 3100284 | 6 | 13 | | 3100506 | 25 | 1 | |
| 3100199 | 10 | 19 | | 3100285 | 6 | 24 | | 3100506 | 29 | 1 | |
| 3100200 | 10 | 21 | | 3100286 | 6 | 28 | | 3100507 | 25 | 27 | |
| 3100201 | 10 | 26 | | 3100287 | 6 | 29 | | 3100507 | 29 | 27 | |
| 3100202 | 10 | 20 | | 3100290 | 7 | 18 | | 3100508 | 25 | 28 | |
| 3100203 | 10 | 28 | | 3100291 | 7 | 17 | | 3100508 | 29 | 28 | |
| 3100204 | 10 | 32 | | 3100293 | 7 | 13 | | 3100509 | 25 | 29 | |
| 3100205 | 10 | 31 | | 3100294 | 8 | 26 | | 3100509 | 29 | 29 | |
| 3100206 | 10 | 35 | | 3100300 | 15 | 2 | | 3100510 | 25 | 30 | |
| 3100207 | 10 | 33 | | 3100301 | 15 | 5 | | 3100510 | 29 | 30 | |
| 3100208 | 10 | 29 | | 3100302 | 15 | 1 | | 3100511 | 25 | 31 | |
| 3100209 | 10 | 39 | | 3100303 | 15 | 14 | | 3100511 | 29 | 31 | |
| 3100210 | 10 | 38 | | 3100304 | 15 | 16 | | 3100512 | 25 | 23 | |
| 3100211 | 10 | 27 | | 3100304 | 15 | 27 | | 3100512 | 29 | 23 | |
| 3100212 | 11 | 44 | | 3100305 | 15 | 17 | | 3100513 | 25 | 5 | |
| 3100213 | 11 | 38 | | 3100307 | 15 | 24 | | 3100513 | 29 | 5 | |
| 3100214 | 11 | 41 | | 3100309 | 12 | 22 | | 3100514 | 25 | 4 | |
| 3100215 | 11 | 39 | | 3100309 | 15 | 9 | | 3100514 | 29 | 4 | |

INDEX

Page = 8

| Parts No. | Page No. | Ref. No. | Weight (g) | Parts No. | Page No. | Ref. No. | Weight (g) | Parts No. | Page No. | Ref. No. | Weight (g) |
|-----------|----------|----------|------------|-----------|----------|----------|------------|-----------|----------|----------|------------|
| 3100515 | 25 | 14 | | 3100602 | 17 | 24 | | 3110034 | 12 | 1 | |
| 3100515 | 29 | 14 | | 3100603 | 17 | 27 | | 3110037 | 12 | 2 | |
| 3100516 | 25 | 33 | | 3100604 | 17 | 6 | | 3110038 | 12 | 5 | |
| 3100516 | 29 | 33 | | 3100605 | 17 | 12 | | 3110039 | 12 | 19 | |
| 3100517 | 25 | 19 | | 3100607 | 17 | 5 | | 3110051 | 12 | 16 | |
| 3100517 | 29 | 19 | | 3100608 | 17 | 13 | | 3110070 | 2 | 40 | |
| 3100518 | 25 | 21 | | 3100609 | 19 | 25 | | 3110072 | 2 | 41 | |
| 3100518 | 29 | 21 | | 3100610 | 19 | 20 | | 3110108 | 2 | 45 | |
| 3100520 | 24 | 24 | | 3100611 | 18 | 1 | | 3110109 | 2 | 52 | |
| 3100520 | 28 | 26 | | 3100612 | 18 | 3 | | 3110115 | 2 | 48 | |
| 3100521 | 24 | 35 | | 3100613 | 18 | 5 | | 3110130 | 22 | 17 | |
| 3100521 | 28 | 37 | | 3100614 | 19 | 19 | | 3110150 | 1 | 35 | |
| 3100522 | 24 | 32 | | 3100615 | 18 | 17 | | 3110160 | 1 | 19 | |
| 3100522 | 28 | 34 | | 3100616 | 18 | 12 | | 3110161 | 2 | 35 | |
| 3100523 | 24 | 31 | | 3100617 | 18 | 11 | | 3110162 | 2 | 3 | |
| 3100523 | 28 | 33 | | 3100618 | 18 | 24 | | 3110163 | 2 | 15 | |
| 3100524 | 24 | 9 | | 3100620 | 18 | 33 | | 3110169 | 13 | 3 | |
| 3100524 | 28 | 11 | | 3100621 | 18 | 38 | | 3110170 | 12 | 10 | |
| 3100525 | 23 | 8 | | 3100622 | 18 | 36 | | 3110171 | 13 | 1 | |
| 3100525 | 27 | 9 | | 3100623 | 17 | 26 | | 3110172 | 12 | 30 | |
| 3100526 | 23 | 6 | | 3100625 | 17 | 1 | | 3110173 | 12 | 25 | |
| 3100526 | 27 | 7 | | 3100626 | 17 | 10 | | 3110174 | 12 | 20 | |
| 3100527 | 23 | 37 | | 3100636 | 17 | 34 | | 3110180 | 13 | 5 | |
| 3100527 | 27 | 41 | | 3100637 | 19 | 33 | | 3110185 | 1 | 38 | |
| 3100528 | 23 | 36 | | 3100638 | 18 | 30 | | 3110190 | 21 | 32 | |
| 3100528 | 27 | 40 | | 3100767 | 22 | 1 | | 3110191 | 21 | 31 | |
| 3100529 | 23 | 21 | | 3100768 | 22 | 2 | | 3110192 | 21 | 30 | |
| 3100529 | 27 | 25 | | 3100769 | 22 | 3 | | 3110193 | 21 | 29 | |
| 3100530 | 25 | 38 | | 3100770 | 22 | 4 | | 3110194 | 21 | 27 | |
| 3100530 | 29 | 38 | | | | | | 3110195 | 21 | 26 | |
| 3100531 | 25 | 17 | | 3101200 | 4 | 23 | | 3110196 | 21 | 1 | |
| 3100531 | 29 | 17 | | 3101202 | 23 | 40 | | 3110197 | 21 | 11 | |
| 3100532 | 24 | 26 | | 3101220 | 19 | 30-2 | | 3110198 | 21 | 14 | |
| 3100532 | 28 | 28 | | 3101260 | 21 | 23 | | 3110199 | 21 | 2 | |
| 3100533 | 23 | 4 | | 3101275 | 23 | 26 | | 3110200 | 21 | 44 | |
| 3100533 | 27 | 5 | | 3101275 | 27 | 30 | | 3110201 | 21 | 41 | |
| 3100535 | 23 | 12 | | 3101276 | 23 | 28 | | | | | |
| 3100536 | 23 | 11 | | 3101276 | 27 | 32 | | 3117048 | 21 | 42 | |
| 3100541 | 25 | 39 | | 3101300 | 11 | 50 | | 3117068 | 20 | 15-2 | |
| 3100542 | 25 | 45 | | 3101354 | 18 | 29-2 | | 3117070 | 20 | 15-1 | |
| 3100543 | 25 | 47 | | 3101355 | 18 | 31-2 | | 3117076 | 8 | 14-1 | |
| 3100544 | 25 | 49 | | | | | | 3117078 | 8 | 14-2 | |
| 3100545 | 25 | 50 | | 3109200 | 11 | 6 | | 3117080 | 8 | 14-3 | |
| 3100546 | 25 | 43 | | 3109201 | 11 | 10-1 | | 3117084 | 8 | 44 | |
| 3100547 | 25 | 52 | | 3109210 | 11 | 10-2 | | 3117084 | 20 | 8 | |
| 3100548 | 25 | 48 | | 3109300 | 9 | 1 | | 3117088 | 20 | 1 | |
| 3100555 | 9 | 3-2 | | 3109310 | 15 | 25 | | 3117090 | 21 | 34-3 | |
| 3100560 | 25 | 35 | | 3109930 | 25 | 54 | | 3117092 | 21 | 34-2 | |
| 3100560 | 29 | 35 | | | | | | 3117094 | 21 | 34-1 | |
| 3100565 | 25 | 37 | | 3110010 | 2 | 28 | | | | | |
| 3100565 | 29 | 37 | | 3110012 | 2 | 37 | | 3118021 | 7 | 10-1 | |
| 3100570 | 26 | 2 | | 3110014 | 2 | 14 | | 3118022 | 7 | 10-2 | |
| 3100571 | 26 | 1 | | 3110031 | 12 | 18 | | 3118023 | 7 | 10-3 | |
| 3100600 | 17 | 29 | | 3110032 | 12 | 4 | | 3118024 | 20 | 16-1 | |
| 3100601 | 17 | 28 | | 3110033 | 12 | 7 | | 3118025 | 20 | 16-2 | |

INDEX

Page = 9

| Parts No. | Page No. | Ref. No. | Weight (g) | Parts No. | Page No. | Ref. No. | Weight (g) | Parts No. | Page No. | Ref. No. | Weight (g) |
|-----------|----------|----------|------------|-----------|----------|----------|------------|-----------|----------|----------|------------|
| 3119020 | 11 | 35 | | | | | | | | | |
| 3119021 | 11 | 34 | | | | | | | | | |
| 3120033 | 13 | 7 | | | | | | | | | |
| 3120114 | 22 | 23 | | | | | | | | | |
| 3120240 | 22 | 18 | | | | | | | | | |
| 3120241 | 22 | 19 | | | | | | | | | |
| 3120243 | 22 | 30 | | | | | | | | | |
| 3120244 | 22 | 29 | | | | | | | | | |
| 3120245 | 22 | 34 | | | | | | | | | |
| 3200047 | 16 | 17 | | | | | | | | | |
| 3200048 | 16 | 10 | | | | | | | | | |
| 3200049 | 16 | 12 | | | | | | | | | |
| 3200063 | 16 | 24 | | | | | | | | | |
| 3200064 | 16 | 25 | | | | | | | | | |
| 3200086 | 12 | 13 | | | | | | | | | |
| 3200242 | 32 | 7 | | | | | | | | | |
| 3200251 | 4 | 22 | | | | | | | | | |
| 3200252 | 4 | 25 | | | | | | | | | |
| 3201035 | 30 | 11 | | | | | | | | | |
| 3201036 | 30 | 17 | | | | | | | | | |
| 3201037 | 30 | 16 | | | | | | | | | |
| 3300101 | 22 | 11 | | | | | | | | | |
| 4109403 | 1 | 33 | | | | | | | | | |